



US011341556B2

(12) **United States Patent**  
**Ketchel**

(10) **Patent No.:** **US 11,341,556 B2**

(45) **Date of Patent:** **May 24, 2022**

(54) **CPT CODE SEARCH ENGINE FOR  
BACKEND BUNDLING OF HEALTHCARE  
SERVICES AND A VIRTUAL PAYMENT  
SYSTEM**

(56) **References Cited**

U.S. PATENT DOCUMENTS

7,034,691 B1 4/2006 Rapaport  
7,895,061 B2 2/2011 Schoenberg  
(Continued)

(71) Applicant: **MDSAVE SHARED SERVICES INC.**,  
Brentwood, TN (US)

FOREIGN PATENT DOCUMENTS

(72) Inventor: **Paul J. Ketchel**, Nashville, TN (US)

(73) Assignee: **MDSAVE SHARED SERVICES INC.**,  
Brentwood, TN (US)

CA 2447731 4/2005  
JP 2003-22409 1/2003  
WO 2018039312 3/2018

(\*) Notice: Subject to any disclaimer, the term of this  
patent is extended or adjusted under 35  
U.S.C. 154(b) by 0 days.

OTHER PUBLICATIONS

The strategy that will fix health care ME Porter, TH Lee—Harvard  
business review, 2013—aerodigestive.us (Year: 2013).\*

(21) Appl. No.: **17/475,653**

(Continued)

(22) Filed: **Sep. 15, 2021**

*Primary Examiner* — Lalita M Hamilton

(65) **Prior Publication Data**

US 2022/0005098 A1 Jan. 6, 2022

(74) *Attorney, Agent, or Firm* — Hollowell Patent Group;  
Kelly Hollowell

**Related U.S. Application Data**

(63) Continuation-in-part of application No. 17/411,494,  
filed on Aug. 25, 2021, which is a continuation of  
(Continued)

(51) **Int. Cl.**  
**G06Q 40/00** (2012.01)  
**G06Q 30/06** (2012.01)  
(Continued)

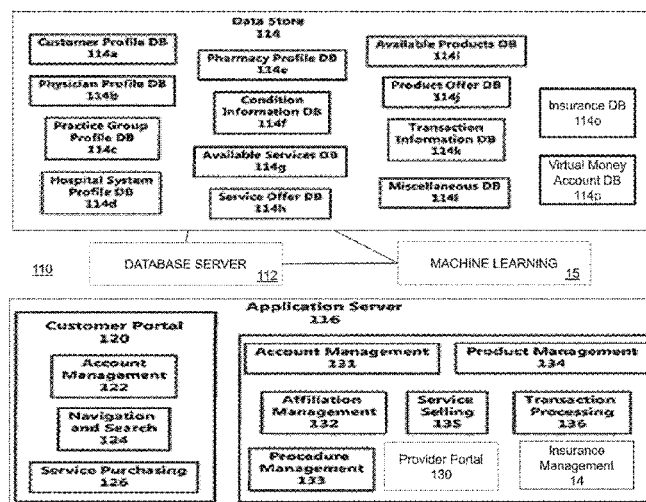
(52) **U.S. Cl.**  
CPC ..... **G06Q 30/0621** (2013.01); **G06Q 20/065**  
(2013.01); **G06Q 20/10** (2013.01);  
(Continued)

(58) **Field of Classification Search**  
CPC .... **G06Q 40/00**; **G06Q 30/0621**; **G06Q 20/65**;  
**G06Q 20/10**; **G06Q 20/381**;  
(Continued)

(57) **ABSTRACT**

A CPT-Code search engine for backend bundling of health-  
care services and a virtual payment system. Various imple-  
mentations provide a CPT Code-based search engine for  
backend bundling by an aggregate billing source to transact  
and pay debt owed for healthcare services on behalf of  
consumers of varied healthcare services from diverse pro-  
viders and facilities. Various implementations provide a  
predetermined bundled set of healthcare services defined by  
CPT and related codes producing search results in an easy-  
to-understand consumer-friendly format. Also presented is  
an apparatus and associated methods for bundling the debt  
of a plurality of healthcare services downstream from a  
healthcare service provider based on collecting a single  
payment from a consumer that has already received the  
healthcare services and distributing payment to a plurality of  
providers and facilities for at least one of the healthcare  
services. Some backend bundled services and debt may be  
converted to tradeable health assets.

**30 Claims, 25 Drawing Sheets**



Related U.S. Application Data	(56)	References Cited
<p>application No. 17/209,117, filed on Mar. 22, 2021, now Pat. No. 11,170,423, which is a continuation of application No. 16/913,662, filed on Jun. 26, 2020, now Pat. No. 10,991,021, which is a continuation-in-part of application No. 16/685,888, filed on Nov. 15, 2019, now Pat. No. 11,030,666, which is a continuation-in-part of application No. 16/520,906, filed on Jul. 24, 2019, now Pat. No. 11,030,665, which is a continuation-in-part of application No. 15/055,076, filed on Feb. 26, 2016, now abandoned, which is a continuation-in-part of application No. 14/874,004, filed on Oct. 2, 2015, now abandoned, which is a continuation of application No. 14/827,026, filed on Aug. 14, 2015, now abandoned, which is a continuation-in-part of application No. 14/461,209, filed on Aug. 15, 2014, now Pat. No. 9,123,072, application No. 17/475,653, filed on Jul. 7, 2021, which is a continuation-in-part of application No. 17/209,117, filed on Mar. 22, 2021, now Pat. No. 11,170,423, which is a continuation of application No. 16/913,662, filed on Jun. 26, 2020, now Pat. No. 10,991,021, which is a continuation-in-part of application No. 16/685,888, filed on Nov. 15, 2019, now Pat. No. 11,030,666, which is a continuation-in-part of application No. 16/520,906, filed on Jul. 24, 2019, now Pat. No. 11,030,665, which is a continuation-in-part of application No. 15/055,076, filed on Feb. 26, 2016, now abandoned, which is a continuation-in-part of application No. 14/874,004, filed on Oct. 2, 2015, now abandoned, which is a continuation of application No. 14/827,026, filed on Aug. 14, 2015, now abandoned, which is a continuation-in-part of application No. 14/461,209, filed on Aug. 15, 2014, now Pat. No. 9,123,072.</p>	<p>8,428,964 B2 8,494,881 B1 8,612,267 B1 9,123,072 B2 10,373,158 B1 10,600,050 B1 10,708,042 B1 10,991,021 B2 11,012,429 B2 2002/0004782 A1 2002/0059082 A1 2002/0065758 A1 2002/0103672 A1 2003/0009402 A1 2003/0018530 A1 2005/0010440 A1 2005/0021455 A1 2005/0075975 A1 2007/0043595 A1 2007/0088580 A1 2007/0150986 A1 2008/0021827 A1 2009/0144088 A1 2009/0210251 A1 2010/0070295 A1 2010/0121727 A1 2010/0250271 A1 2010/0306013 A1 2011/0106593 A1 2011/0145149 A1 2012/0053963 A1 2012/0054119 A1 2012/0215563 A1 2012/0232936 A1 2012/0239560 A1 2012/0245953 A1 2013/0096937 A1 2013/0179194 A1 2013/0198025 A1 2014/0067406 A1 2014/0149135 A1 2014/0195370 A1 2014/0365240 A1 2015/0052009 A1 2015/0178808 A1 2015/0250271 A1 2015/0294338 A1 2015/0332283 A1 2015/0356663 A1 2016/0027085 A1 2016/0071225 A1*  2016/0253731 A1 2018/0240191 A1 2019/0266597 A1 2019/0333033 A1 2019/0340946 A1 2019/0378121 A1 2019/0378227 A1 2020/0076884 A1 2020/0111092 A1 2020/0134612 A1 2020/0167871 A1* 2020/0175506 A1 2020/0193764 A1 2020/0219089 A1 2020/0294038 A1 2020/0304518 A1 2020/0334727 A1 2021/0065267 A1 2021/0082044 A1 2021/0097484 A1 2021/0099313 A1 2021/0124722 A1 2021/0133735 A1</p>	<p>U.S. PATENT DOCUMENTS</p> <p>4/2013 Picken 7/2013 Wizig 12/2013 Shrivastava 9/2015 Ketchel, III 8/2019 James et al. 3/2020 Anton et al. 7/2020 Rubenstein et al. 4/2021 Ketchel, III et al. 5/2021 Dhanabalan et al. 1/2002 Cincotta 5/2002 Moczygemba 5/2002 Henley 8/2002 Torres et al. 1/2003 Mullen 1/2003 Walker et al. 1/2005 Merkin 1/2005 Webster 4/2005 Rosner 2/2007 Pederson 4/2007 Richards, Jr. 6/2007 Jung 1/2008 Willis 6/2009 Zubiller 8/2009 Callas 3/2010 Kharraz Tavakol et al. 5/2010 Butler 9/2010 Pearce et al. 12/2010 Mark 5/2011 Schoenberg 6/2011 Valdes 3/2012 Seymour 3/2012 Zecchini 8/2012 Lassen et al. 9/2012 Bravata et al. 9/2012 Pourfallah et al. 9/2012 Morris 4/2013 Campbell et al. 7/2013 Lorsch 8/2013 Picken 3/2014 Hyatt et al. 5/2014 Boerger et al. 7/2014 Devasia 12/2014 Canton 2/2015 Ketchell, III 6/2015 Grossman et al. 9/2015 Ogilvie 10/2015 Ketchel, III et al. 11/2015 Witchey 12/2015 Ketchel, III et al. 1/2016 Ketchel, III et al. 3/2016 Chmait ..... G06Q 30/0633 705/2  9/2016 Ketchel, III et al. 8/2018 Aronson 8/2019 Mohtar 10/2019 Finlow-Bates 11/2019 Elmessiry et al. 12/2019 Marshall 12/2019 Vanzetta 3/2020 Li et al. 4/2020 Wood et al. 4/2020 Fostiropulo et al. 5/2020 Basu ..... G06Q 20/14 6/2020 Snow 6/2020 Ovalle 7/2020 Crumb et al. 9/2020 Kreiser et al. 9/2020 Thekadath et al. 10/2020 Ketchel, III et al. 3/2021 Smith 3/2021 Sliwka et al. 4/2021 Ramos et al. 4/2021 Kondrashov et al. 4/2021 Srivastava 5/2021 Maim</p>
(60) Provisional application No. 61/886,922, filed on Aug. 16, 2013.		
(51) <b>Int. Cl.</b> <i>G06Q 50/22</i> (2018.01) <i>G06Q 30/02</i> (2012.01) <i>G06Q 20/06</i> (2012.01) <i>G06Q 20/10</i> (2012.01) <i>G06Q 20/38</i> (2012.01) <i>G16H 40/20</i> (2018.01) <i>G16H 10/60</i> (2018.01) <i>G16H 20/00</i> (2018.01)		
(52) <b>U.S. Cl.</b> CPC ..... <i>G06Q 20/381</i> (2013.01); <i>G06Q 30/0206</i> (2013.01); <i>G06Q 30/0239</i> (2013.01); <i>G06Q 30/0613</i> (2013.01); <i>G06Q 30/0629</i> (2013.01); <i>G06Q 30/0633</i> (2013.01); <i>G06Q 50/22</i> (2013.01); <i>G16H 10/60</i> (2018.01); <i>G16H 40/20</i> (2018.01); <i>G16H 20/00</i> (2018.01)		
(58) <b>Field of Classification Search</b> CPC ..... G06Q 30/0206; G06Q 30/0239; G06Q 30/0613; G06Q 30/0629; G06Q 30/0633; G06Q 50/22; G06H 40/20; G06H 10/60; G06H 20/00 See application file for complete search history.		

(56)

**References Cited**

U.S. PATENT DOCUMENTS

2021/0150653 A1 5/2021 Hjertstedt  
 2021/0158441 A1 5/2021 Cella  
 2021/0326939 A1\* 10/2021 Navar ..... G16H 40/00

OTHER PUBLICATIONS

Proquest, "Medical Instruments & Supplies; MedAssets Addresses Payment Reform with Bundled Reimbursement Solution", Obesity, Fitness & Wellness Week, retrieved from <<http://search.proquest.com/docview/732996687?1;Accountid=14753>>, Aug. 7, 2010, 2 pages.

International Search Report and Written Opinion received for PCT Patent Application No. PCT/US2015/037751, dated Sep. 17, 2015, 15 pages.

Extended European Search Report received for European Patent Application No. 14836898.8, dated Dec. 22, 2016, 9 pages.

Office Action (Communication pursuant to Article 94(3) EPC) received for EP Patent Application No. 14836898.8, dated Oct. 31, 2017, 10 pages.

Miller, Julie. Nimble Payment Models; Managed Healthcare Executive; Monmouth Junction vol. 20, Iss. 4, (Apr. 2010): 12-16. (Year: 2010).

Credit Management Tools.com: Credit Tools: Discount and Prepayment, 2009, pp. 1-3 (Year: 2009).

International Search Report and Written Opinion received for PCT Patent Application No. PCT/US2021/025022, dated Jun. 28, 2021.

When Does Prepaying Expenses Accelerate Tax Deductions? Zimmerman, John C, CPA. Practical Tax Strategies; Boston vol. 79, Iss. 5, (Nov. 2007): 260-262,264-266. (Year: 2007).

\* cited by examiner

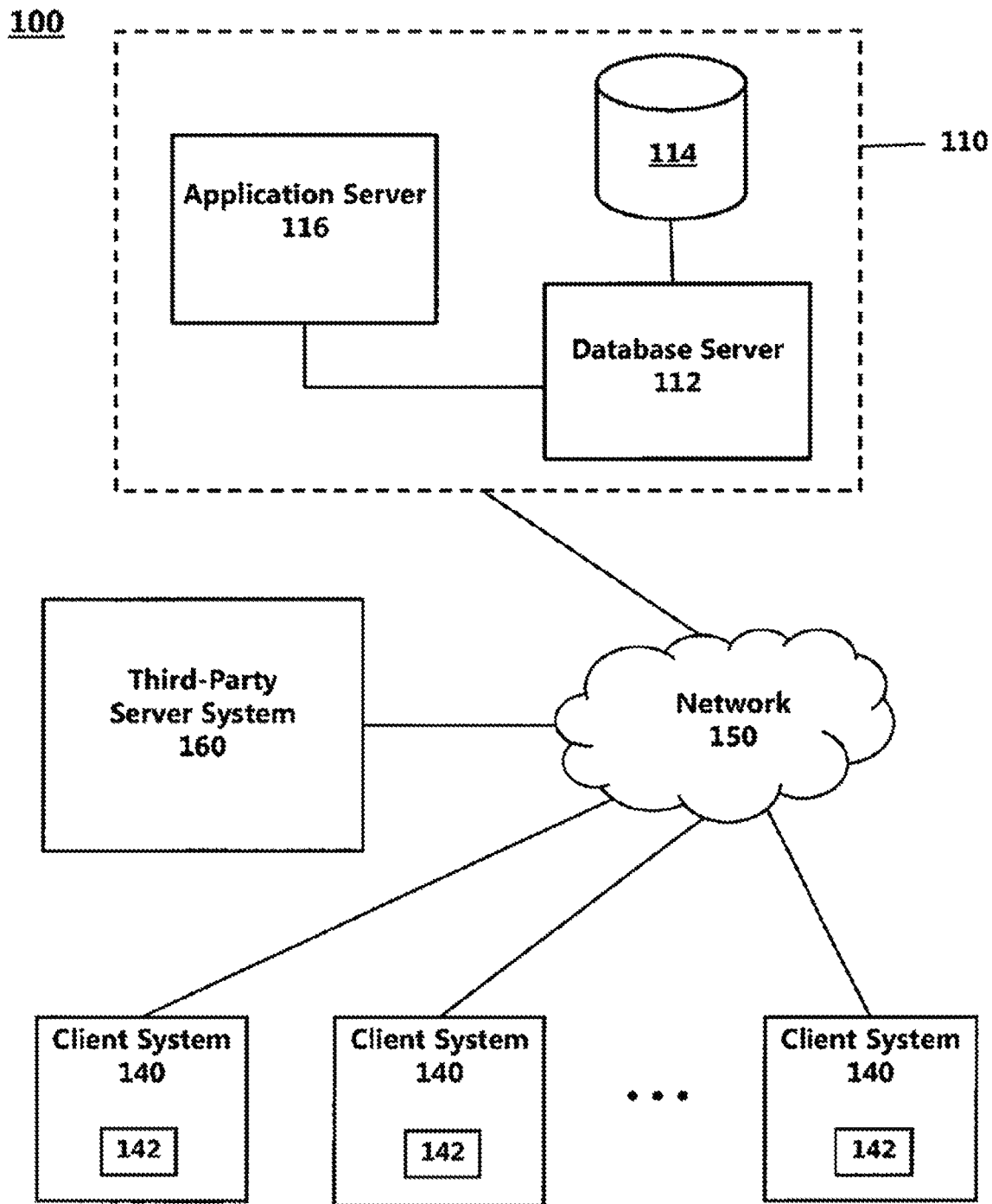


FIG. 1

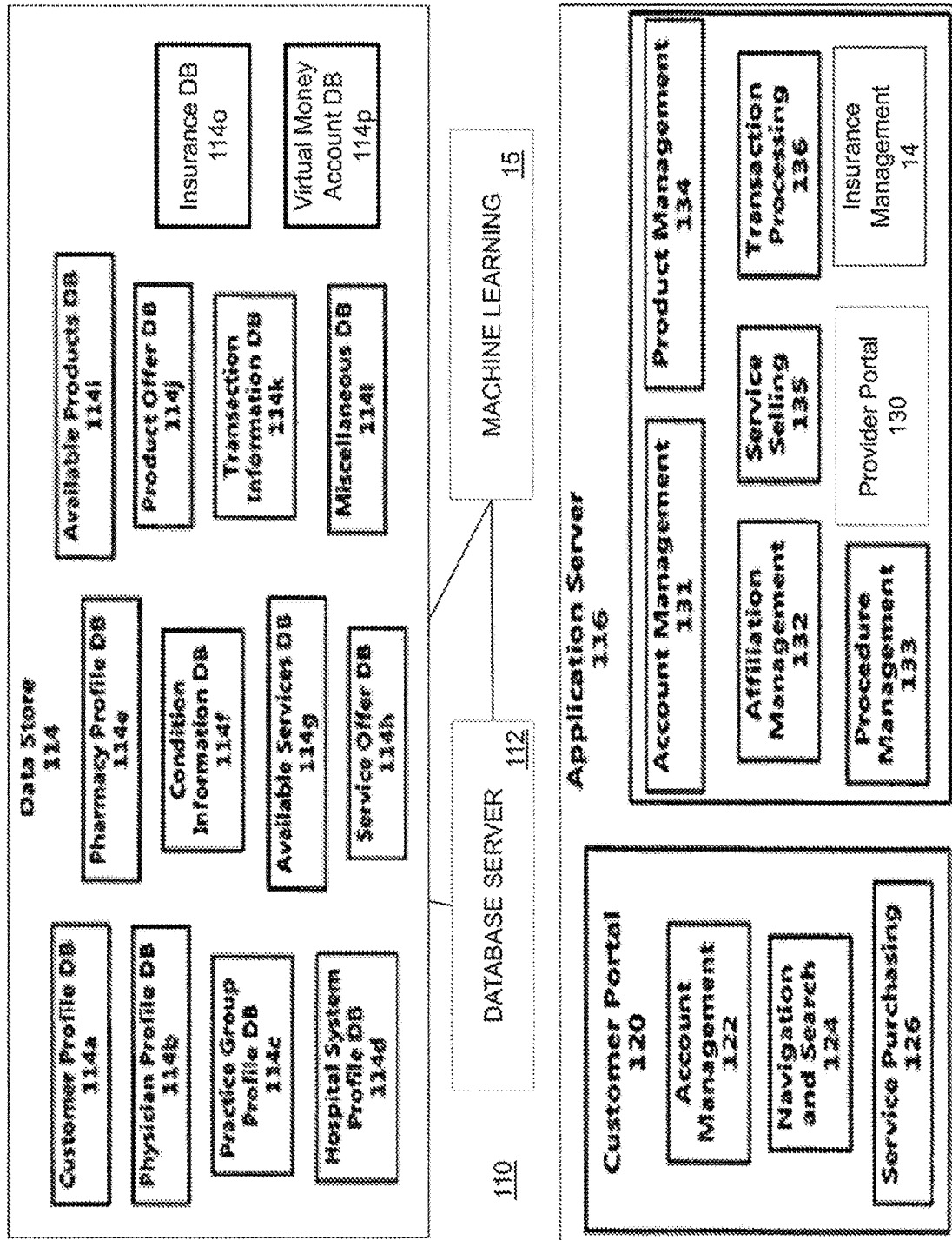


FIG. 2

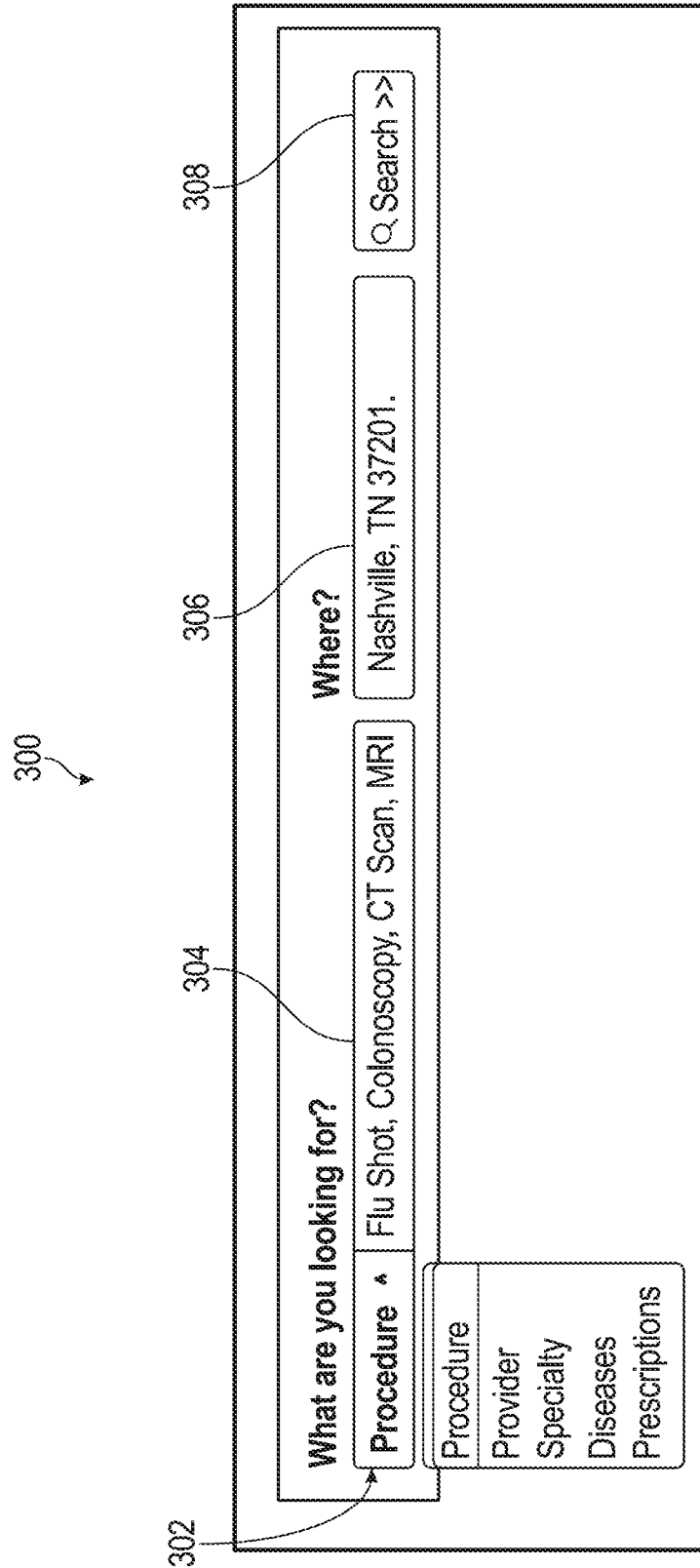


FIG. 3A

MRI With Contrast

Overview

MDsave

\$597.41

High-deductible Insurance

\$850.91

Uninsured

\$1,430.44

Price comparison

Sort by: Distance

Viewing List

Offered through MDsave

4 Providers

Filter Results

Distance From

Nashville, TN 37201

(Chicago)

0 50 100 150 200 250

Distance\*\* 200 miles

Specialty

Imaging/radiology

Procedures

MRI With Contrast

Outpatient Diagnostic Center of Nashville

Imaging/Radiology

Add to My list

Offered by

Outpatient Diagnostic Center of Nashville

337 22nd Avenue North

Nashville, TN 37203

615-327-9550

1.5 miles

View map

MRI With Contrast

\$600.00

Save \$880.44

Learn More >>

Lincoln Trail Diagnostics

Imaging/Radiology

Add to My list

Offered by

Lincoln Trail Diagnostics

1111 Woodland Drive

Elizabeth town, KY 42701

270-765-3700

116.9 miles

View map

MRI With Contrast

\$700.00

Save \$730.44

Learn More >>

FIG. 3B

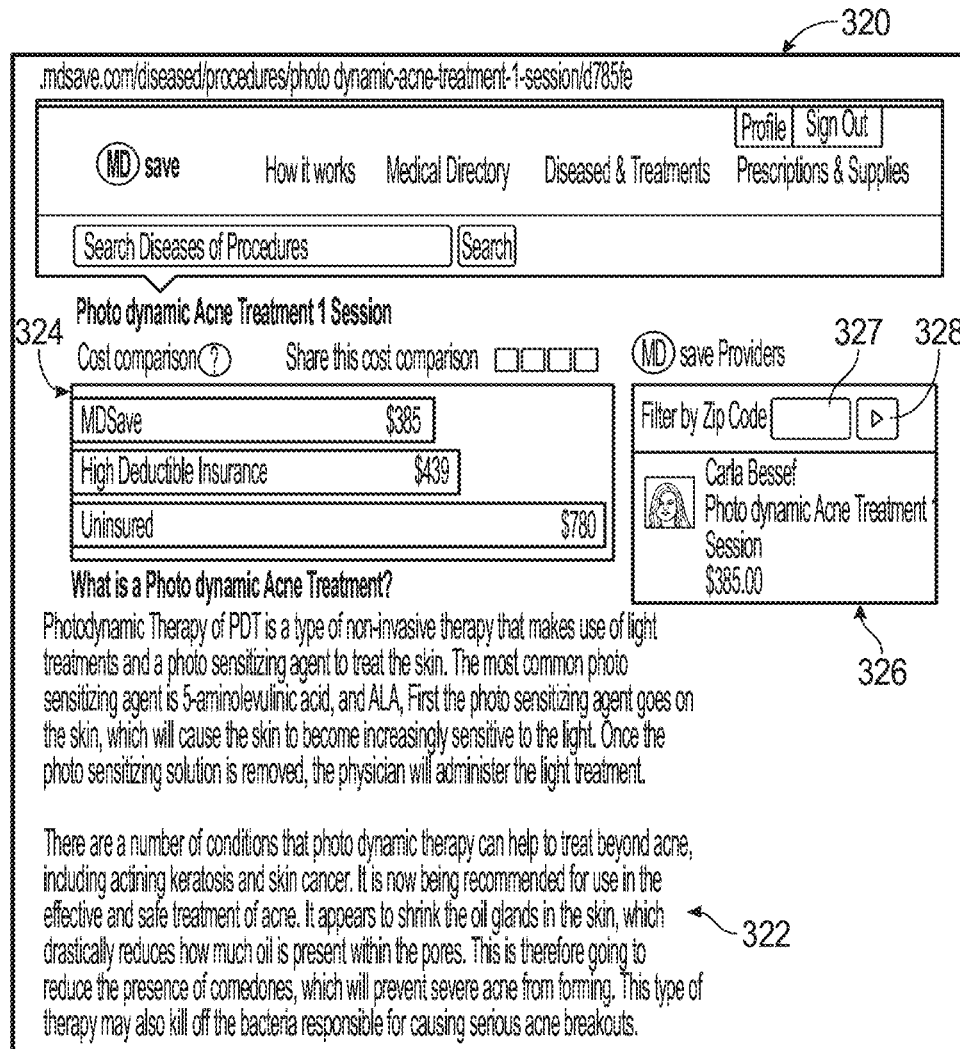


FIG. 3C



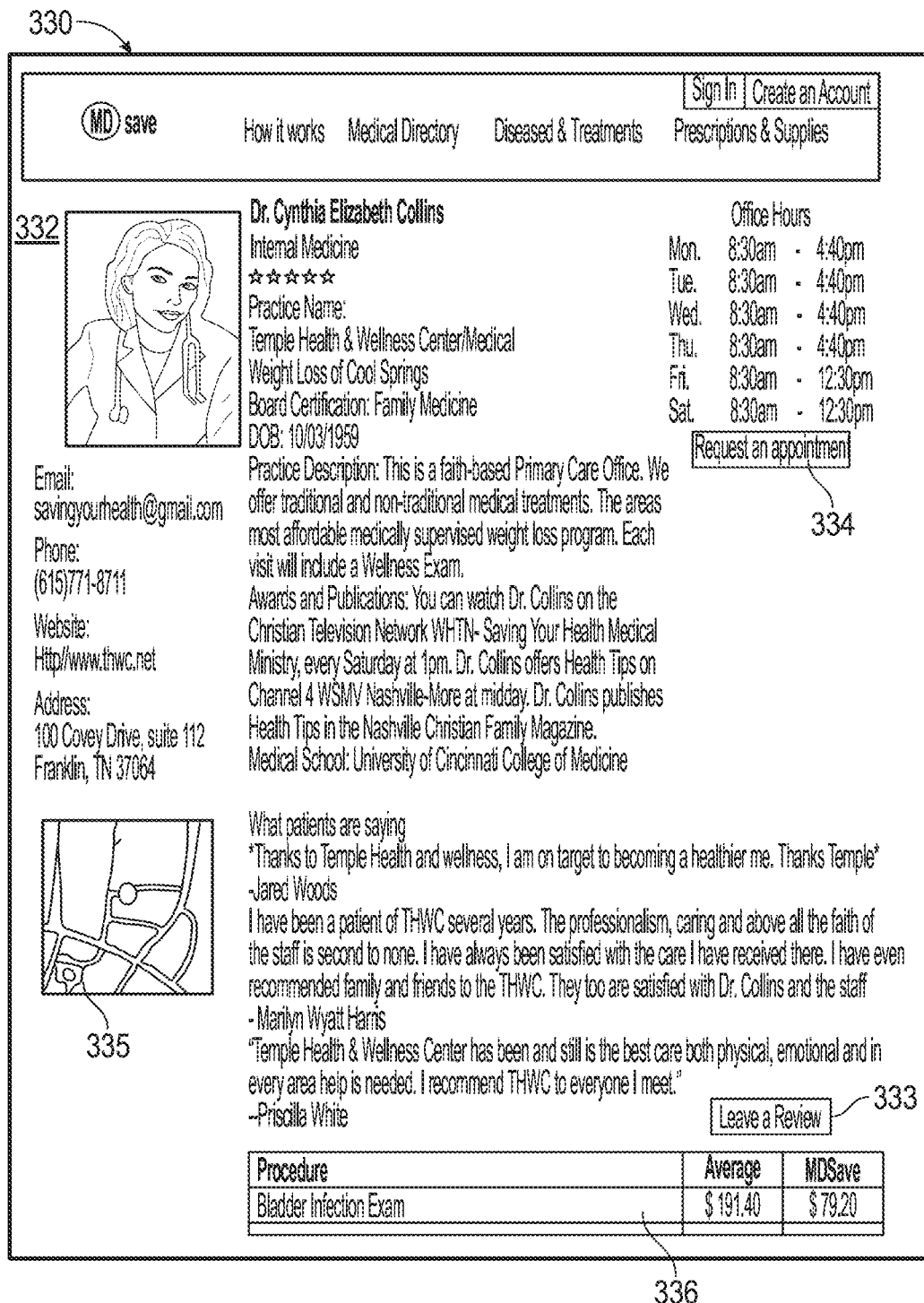


FIG. 3D

400

MD save

402

Patient Name: Sarah Smith (Test)  
Phone (111) 222-3333  
Confirmation Number: 669920000049

408

404

Pre-Paid Medical Voucher  
Voucher Number: 755180000049

406


Medical Provider: John Smith  
Address: 100 Winners Circle  
Office Phone: 1-877-461-2491  
Medical Procedure: Comprehensive Eye  
Exam - Eye Glasses Prescription  
Pre-Paid Price: \$110.00

410

How to use your MDSave Medical Voucher:  
You have three different options to present this voucher to the receptionist at the time of your appointment.  
1. Pull up your MDSave email receipt on your smart phone.  
2. Write down the Confirmation Number and the Voucher Number.  
3. Or Simply print this page and take the copy with you.

FIG. 4A

400



Pre-Paid Medical Voucher  
Confirmation Number: 979110096  
Voucher Number: 17605096  
Order Date: 08/15/2013

408

402

**Patient Information**

Name	DOB	Phone Number	Email address
Sarah Doe	08/23/1989	619-915-8150	sample@sample.com

406

**Purchase Information**

Procedure	Provider	Phone Number
29877 - Surgical arthroscopy of knee with chondroplasty (1)	John Smith	1-877-461-2491
1382 Anesthesia for diagnostic arthroscopic procedure on knee (1)	David Jackson	1-877-461-2491
Facility Fee	Brentwood Surgery Center	615-915-9330
Total Pre-Paid Price: \$1554.1		

410

**How to use your MDSave Medical Voucher:**  
You have three different options to present this voucher to the receptionist at the time of your appointment.

1. Pull up your MDSave email receipt on your smart phone.
2. Write down the Confirmation Number and the Voucher Number.
3. Or Simply print this page and take the copy with you.

FIG. 4B

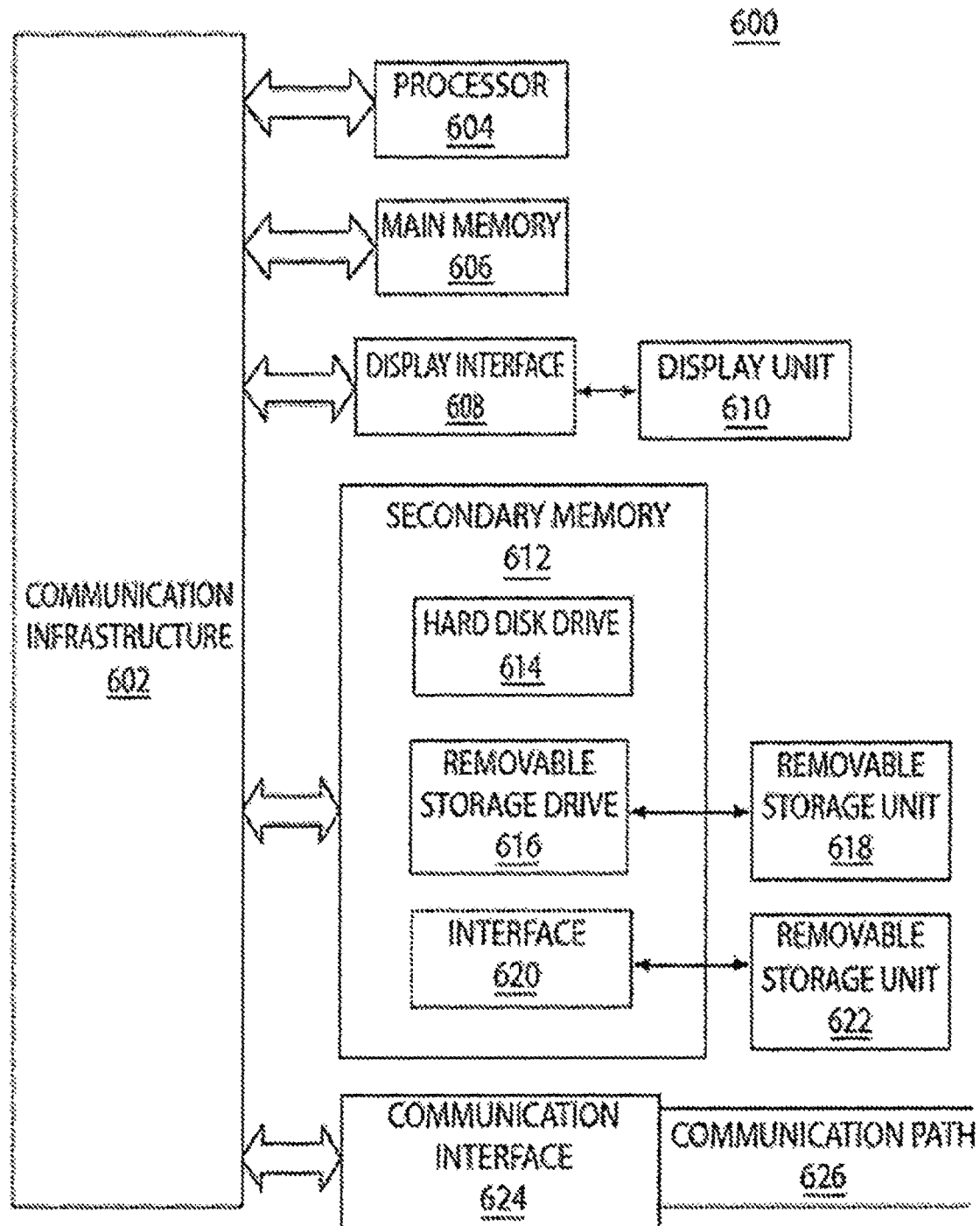


FIG. 5

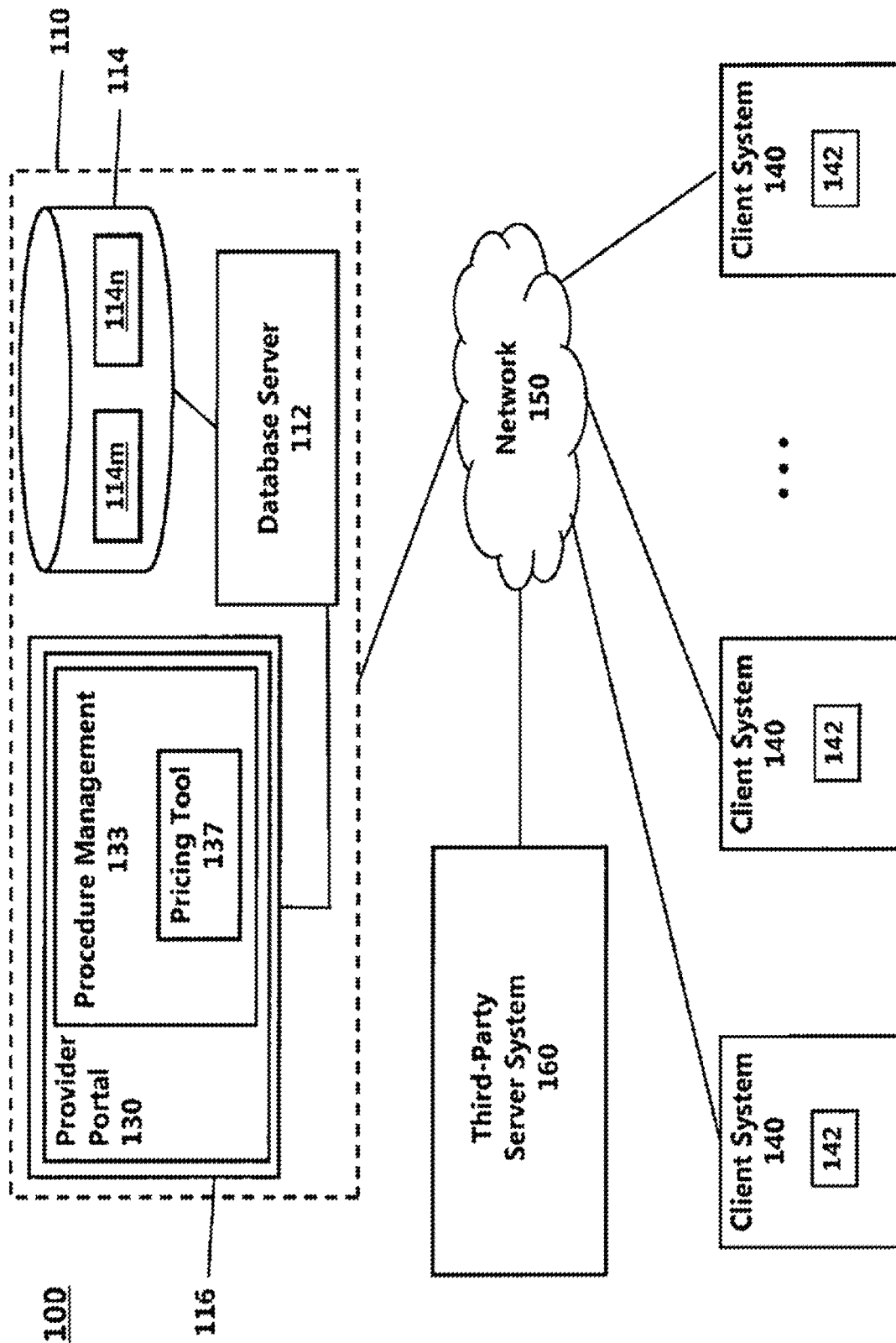


FIG. 6

700 702

RADIOLOGY

PAYOUT RATES LISTED ARE SUGGESTED RATES ONLY. ALL RATES ARE TO BE DETERMINED BY THE HOSPITAL SYSTEM

706

SPECIFIC LOCALITY		704c	704d	RECOMMENDED RATE	
FACILITY	ABILENE MEDICAL CENTER	0.773		FACILITY	130%
PHYSICIAN	REST OF TEXAS	0.97		PHYSICIAN	130%

704a 704b 704 706b 706a

ADVANCED

☐ SELECT MDSAVE RADIOLOGY GROUP PRKING ☒ EXPAND ALL ☐ COLLAPSE ALL ☐ EXPORT TO EXCEL

PROCEDURE	REC. FACILITY PRICE	REC. PHYS. PRICE	MDSAVE FEE	TOTAL AMOUNT
BONE DENSITOMETRY				
▼ BONE DENSITY DXA EXTREMITY	\$66.68	\$12.60	\$12.00	\$91.28

DESCRIPTION	CPT CODE	CMS FACILITY	CMS PHYSICIAN	FACILITY REC. RATE 130%	PHYSICIAN REC. RATE 130%
DXA BONE DENSITY/PERIPHERAL	77081	\$59.37	\$11.08	\$66.68	\$13.97
FRACTURE ASSESSMENT VIA DXA	77086	\$59.37	\$8.90	\$66.68	\$11.22

AVERAGES \$

711 712 714 715

711b 711a 708

> BONE DENSITY DXA SCAN	\$103.99	\$16.24	\$12.00	\$132.23
FLUOROSCOPY				
> VIDEOFLUOROSCOPIC SWALLOWING STUDY	\$114.21	\$126.69	\$60.00	\$300.90
> BARIUM ENEMA WITH AIR	\$169.58	\$64.02	\$60.00	\$293.60
> BARIUM SWALLOW	\$114.21	\$29.76	\$60.00	\$203.97
> CYSCOGRAM (VCYG)	\$297.90	\$78.45	\$60.00	\$436.35
> FISTULOGRAM	\$378.52	\$33.82	\$60.00	\$472.04
> HYSTEROSALPINGOGRAM (HSG) TEST	\$378.52	\$99.64	\$60.00	\$538.16
> BARIUM ENEMA	\$169.58	\$44.64	\$60.00	\$274.22
RADIOLOGY (X-RAY)				
> X-RAY	\$64.41	\$13.20	\$12.00	\$89.61
> COMPLEX X-RAY	\$102.08	\$18.49	\$12.00	\$132.57
CT				
> CT SCAN WITH CONTRAST	\$279.65	\$79.66	\$60.00	\$419.31
> CT SCAN WITH & WITHOUT CONTRAST	\$314.92	\$64.62	\$60.00	\$449.54
> CT SCAN WITHOUT CONTRAST	\$142.64	\$69.15	\$60.00	\$271.19
> CT SCAN OF ABDOMEN & PELVIS WITHOUT CONTRAST	\$271.55	\$112.03	\$60.00	\$443.58
> CT SCAN WITH MYELOGRAM	\$688.90	\$59.05	\$60.00	\$808.95
> CT SCAN OF ABDOMEN & PELVIS WITH AND WITHOUT CONTRAST	\$438.15	\$129.19	\$60.00	\$627.34
> CT SCAN OF ABDOMEN & PELVIS WITH CONTRAST	\$438.15	\$117.00	\$60.00	\$615.15
CTA				
> CT ANGIOGRAPHY CARDIAC ASSESSMENT	\$249.34	\$134.38	\$60.00	\$443.72
> CT CORONARY ANGIOGRAPHY	\$249.34	\$150.42	\$60.00	\$459.76
> CT ANGIOGRAPHY WITH AND WITHOUT CONTRAST	\$327.90	\$117.45	\$60.00	\$505.35

EMAIL PRICES SAVE CHANGES TAKE LIVE

710a 710b 710c

FIG. 7A

700 702

GENERAL SURGERY

PAYOUT RATES LISTED ARE SUGGESTED RATES ONLY. ALL RATES ARE TO BE DETERMINED BY THE HOSPITAL SYSTEM.

SPECIFIC LOCALITY 704e 704f 706c RECOMMENDED RATE

ANESTHESIA NATIONAL RATE 1 ANESTHESIA 100%

FACILITY ABILENE MEDICAL CENTER 0.773 FACILITY 130%

PHYSICIAN REST OF TEXAS 0.97 PHYSICIAN 130%

716

☐ ANESTHESIS ADVANCED

☒ EXPAND ALL ☐ COLLAPSE ALL ☐ EXPORT TO EXCEL

PROCEDURE	REC. FACILITY PRICE	REC. PHYS. PRICE	REC. ANESTHESIA PRICE	MD/SAVE FEE	TOTAL AMOUNT		
GENERAL SURGERY							
> COLONOSCOPY	\$877.69	\$334.01	\$250.00	\$125.00	\$1,586.70		
> INGUINAL HERNIA REPAIR	\$3,004.76	\$787.49	\$250.00	\$125.00	\$4,167.25		
DESCRIPTION	CPT CODE	CMS FACILITY	CMS PHYSICIAN	CMS ANESTHESIA	FACILITY REC. RATE 130%	PHYSICIAN REC. RATE 130%	ANESTHESIA REC. RATE 130%
REPAIR INGUINAL HERNIA, SLIDING ANY AGE	49525	\$2,675.43	\$590.67	\$250.00	\$3,004.76	\$744.83	\$250.00
SURGICAL REPAIR OF INGUINAL HERNIA	49505	\$2,675.43	\$536.68	\$250.00	\$3,004.76	\$676.75	\$250.00
REPAIR RECURRENT INGUINAL HERNIA	49520	\$2,675.43	\$632.17	\$250.00	\$3,004.76	\$822.39	\$250.00
INCARCERATED OR STRANGULATED	49521	\$2,675.43	\$739.05	\$250.00	\$3,004.76	\$931.94	\$250.00
INCARCERATED OR STRANGULATED	49507	\$2,675.43	\$603.90	\$250.00	\$3,004.76	\$761.52	\$250.00
AVERAGE \$		3004.76	787.49	250.00			
> LAPAROSCOPIC-ASSISTED VAGINAL HYSTERECTOMY	\$6,153.59	\$1,047.82	\$250.00	\$125.00	\$7,576.41		
> APPENDECTOMY	\$2,567.30	\$836.81	\$250.00	\$125.00	\$3,779.11		
> HYSTERECTOMY ABLATION	\$4,489.00	\$438.69	\$250.00	\$125.00	\$5,282.69		
> TOTAL ABDOMINAL HYSTERECTOMY	\$0.00	\$1,384.16	\$250.00	\$125.00	\$1,759.16		
> UPPER ENDOSCOPY (EGD)	\$892.54	\$224.78	\$250.00	\$125.00	\$1,492.32		
> VAGINAL HYSTERECTOMY	\$4,489.00	\$1,169.70	\$250.00	\$125.00	\$6,013.70		
> LAPAROSCOPIC CHOLECYSTECTOMY (LAPAROSCOPIC GALL BLADDER REMOVAL)	\$4,244.63	\$1,078.63	\$250.00	\$125.00	\$5,698.26		
> LAPAROSCOPIC TUBAL LIGATION	\$4,244.63	\$914.61	\$250.00	\$125.00	\$5,534.44		
> LAPAROSCOPIC APPENDECTOMY	\$4,244.63	\$782.25	\$250.00	\$125.00	\$5,401.88		

711b 711a 711c

EMAIL PRICES SAVE CHANGES TAKE LIVE

FIG. 7B

700 702

GI

PAYOUT RATES LISTED ARE SUGGESTED RATES ONLY. ALL RATES ARE TO BE DETERMINED BY THE HOSPITAL SYSTEM

SPECIFIC LOCALITY RECOMMENDED RATE

FACILITY ABILENE MEDICAL CENTER 0.773 FACILITY 130%

PHYSICIAN REST OF TEXAS 0.97 PHYSICIAN 130%

717

ADVANCED

☐ ANESTHESIA ☒ SEDATION ☐ PATHOLOGY

☒ EXPAND ALL ☐ COLLAPSE ALL ☐ EXPORT TO EXCEL

PROCEDURE	REC. FACILITY PRICE	REC. PHYS. PRICE	PATHOLOGY PRICE	MDSAVE FEE	TOTAL AMOUNT	
GI						
> COLONOSCOPY	\$877.69	\$334.01	\$130.00	\$125.00	\$1,466.70	
> FLEXIBLE SIGMOIDOSCOPY	\$704.39	\$143.19	\$130.00	\$125.00	\$1,102.58	
> TRANSNASAL ESOPHAGOSCOPY (TNE)	\$837.38	\$119.03	\$0.00	\$125.00	\$1,081.41	
DESCRIPTION	CPT CODE	CMS FACILITY	CMS PHYSICIAN	FACILITY REC. RATE 130%	PHYSICIAN REC. RATE 130%	PATHOLOGY REC. RATE
ESOPHAGOSCOPY FLEX DOC BRUSH	43197	\$745.60	\$85.81	\$837.38	\$108.21	\$0.00
ESOPHAGOSCOPY FLEX TMSN BIOPY	43196	\$745.60	\$102.97	\$837.38	\$125.03	\$0.00
AVERAGES \$			\$837.38	\$119.03	\$125.00	\$0.00
> ESOPHAGEAL MANOMETRY	\$369.20	\$91.98	\$0.00	\$125.00	\$586.18	
> HEMORRHOID BANDING	\$496.98	\$249.32	\$0.00	\$125.00	\$871.30	
> BRAVO 48 HOUR PH MONITOR	\$369.20	\$107.31	\$0.00	\$125.00	\$601.51	
> ABDOMINAL PARACENTESIS	\$549.59	\$120.15	\$130.00	\$125.00	\$824.74	
> HEMONHOIDECTOMY	\$2,180.41	\$513.44	\$0.00	\$125.00	\$2,818.85	
> FEEDING TUBE PLACEMENT	\$219.23	\$52.22	\$0.00	\$125.00	\$406.45	
> CAPSULE ENOSCOPY	\$957.36	\$246.17	\$0.00	\$125.00	\$1,328.53	
> FEEDING TUBE PLACEMENT (PEG)	\$1,195.94	\$275.46	\$0.00	\$125.00	\$1,596.42	
> UPPER ENDOSCOPY (EGD)	\$892.54	\$224.76	\$0.00	\$125.00	\$1,242.32	
> EGD WITH COLONOSCOPY	\$1,203.96	\$736.42	\$0.00	\$125.00	\$2,065.38	

711d

EMAIL PRICES SAVE CHANGES TAKE LIVE

FIG. 7C



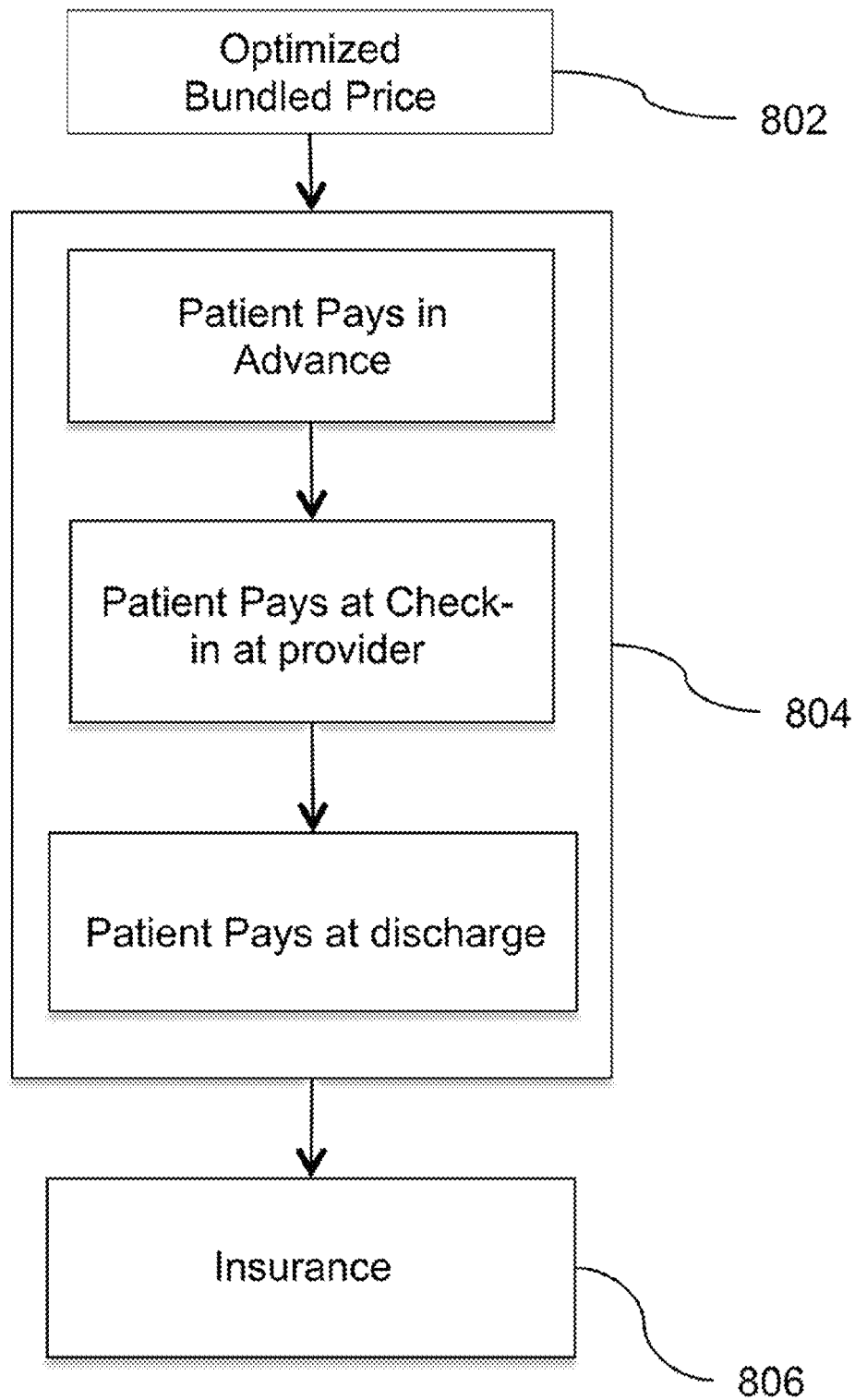


FIG. 8

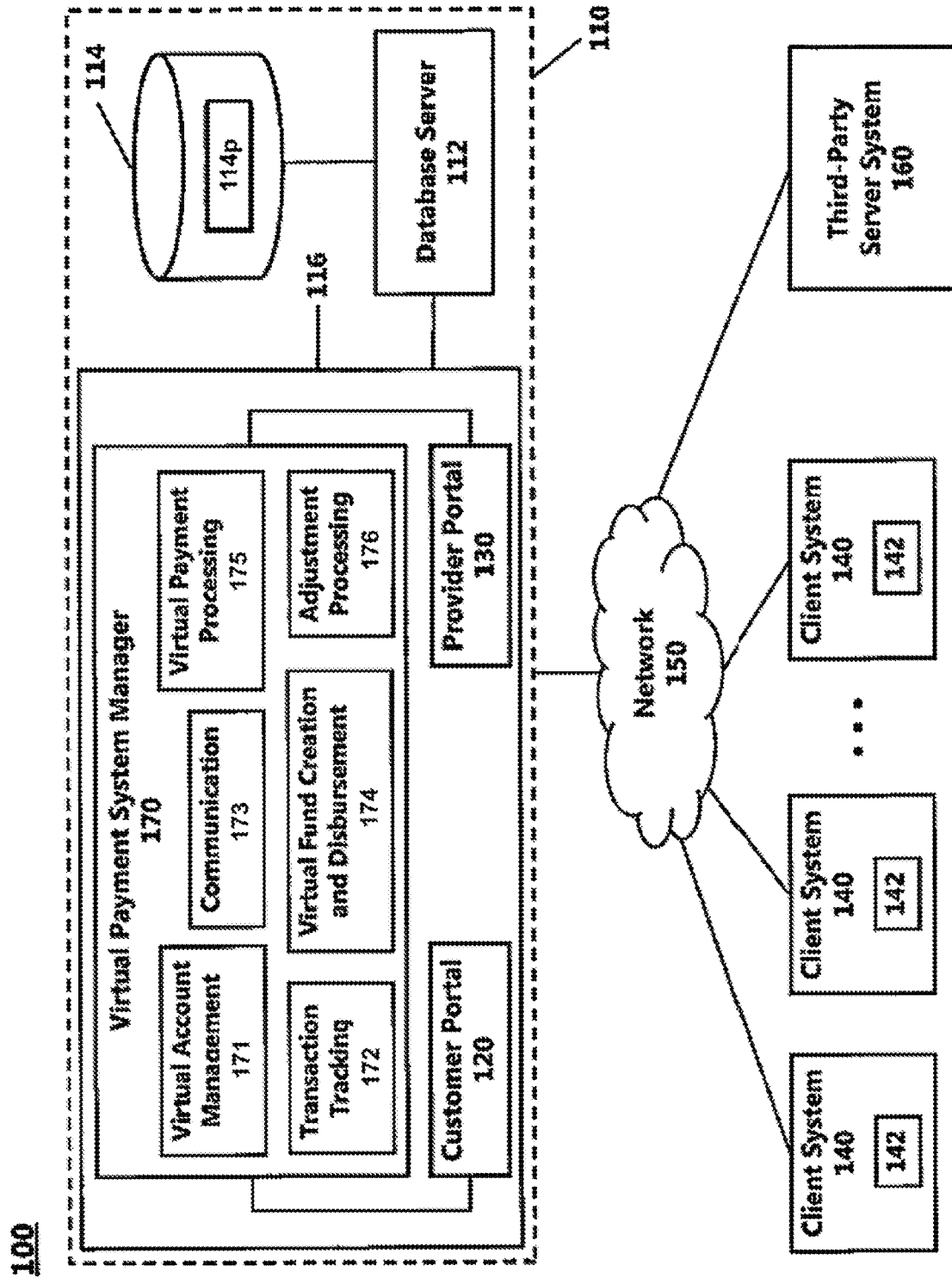


FIG. 9

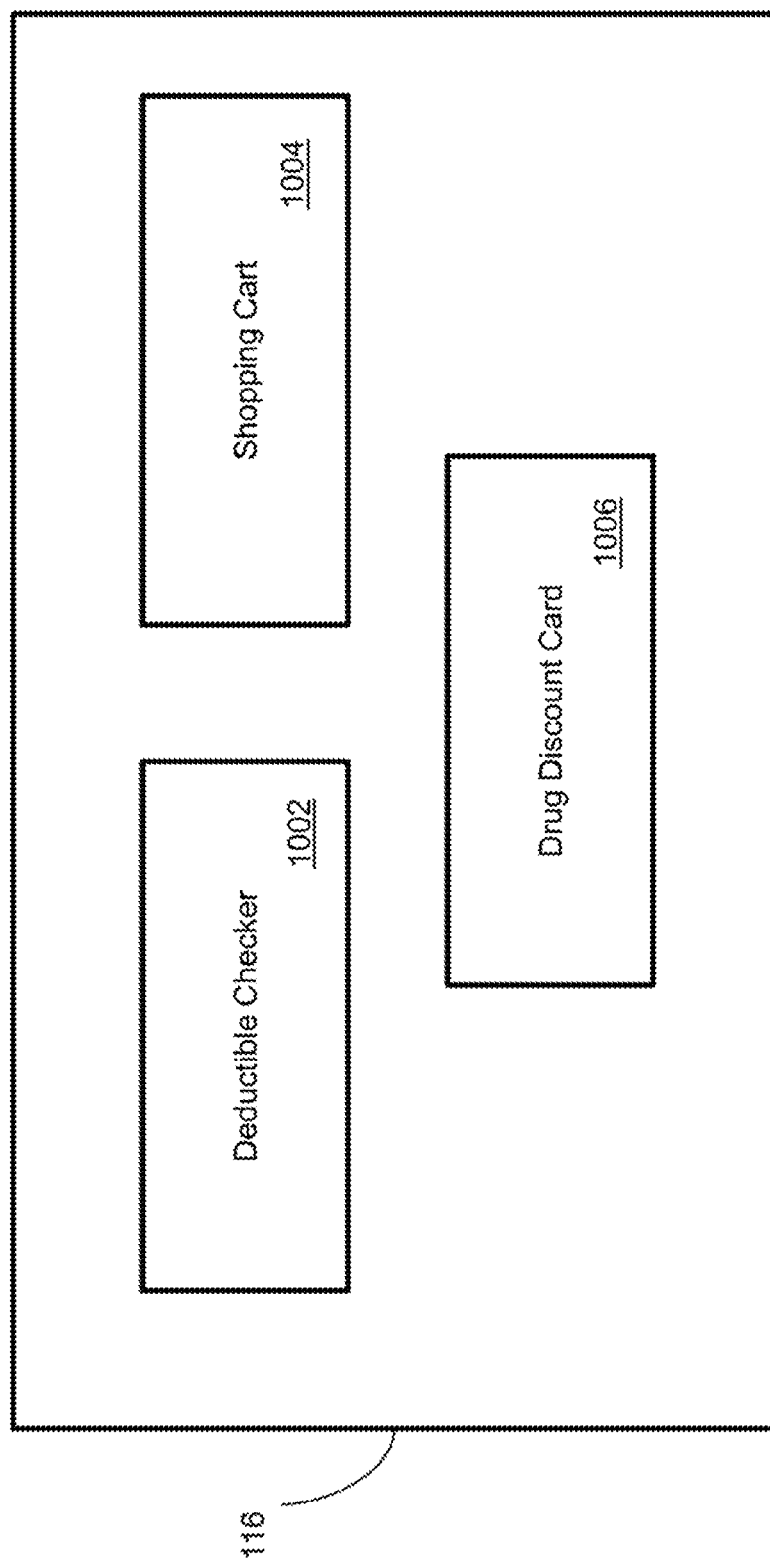


FIG. 10

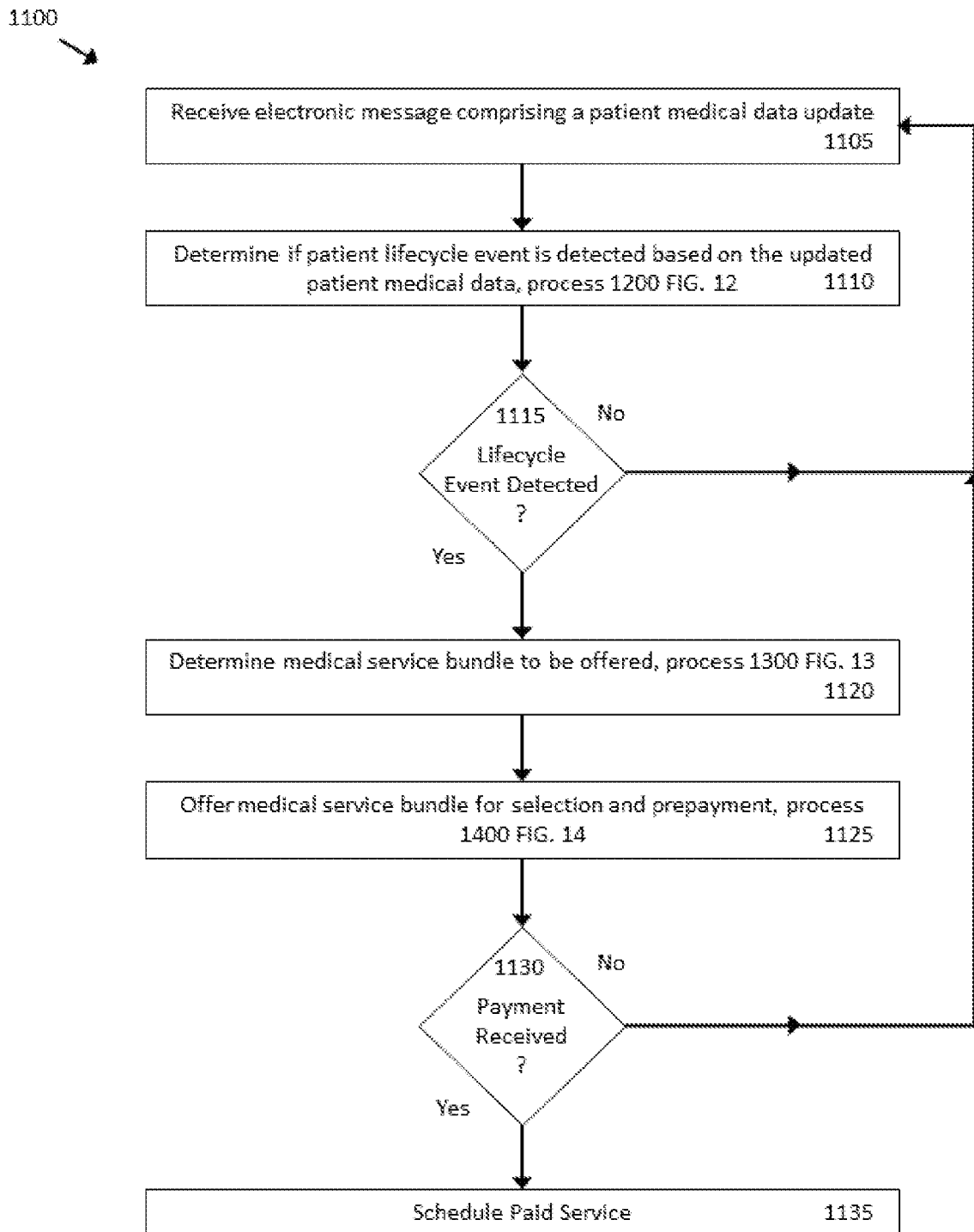


FIG. 11

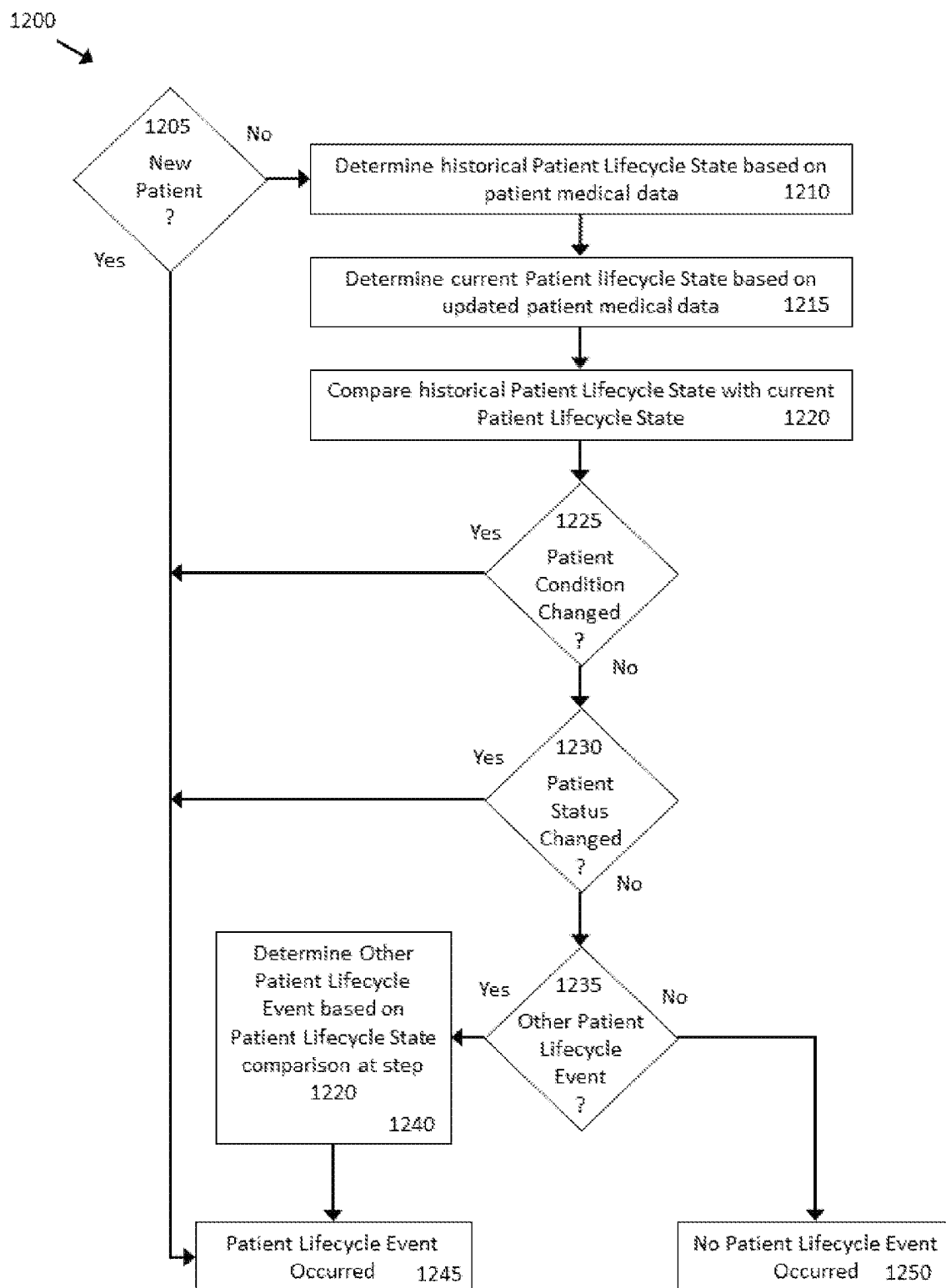


FIG. 12

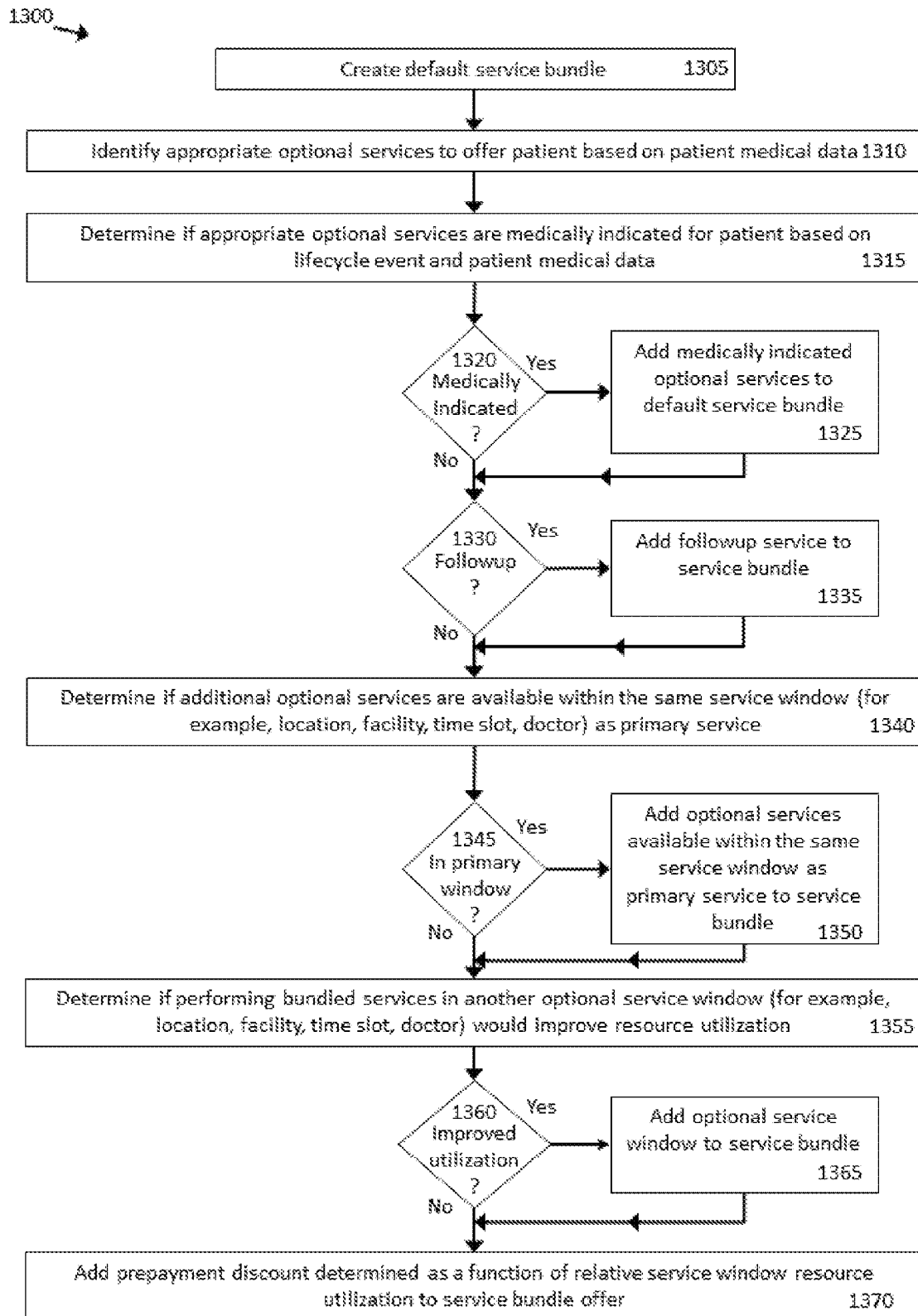


FIG. 13

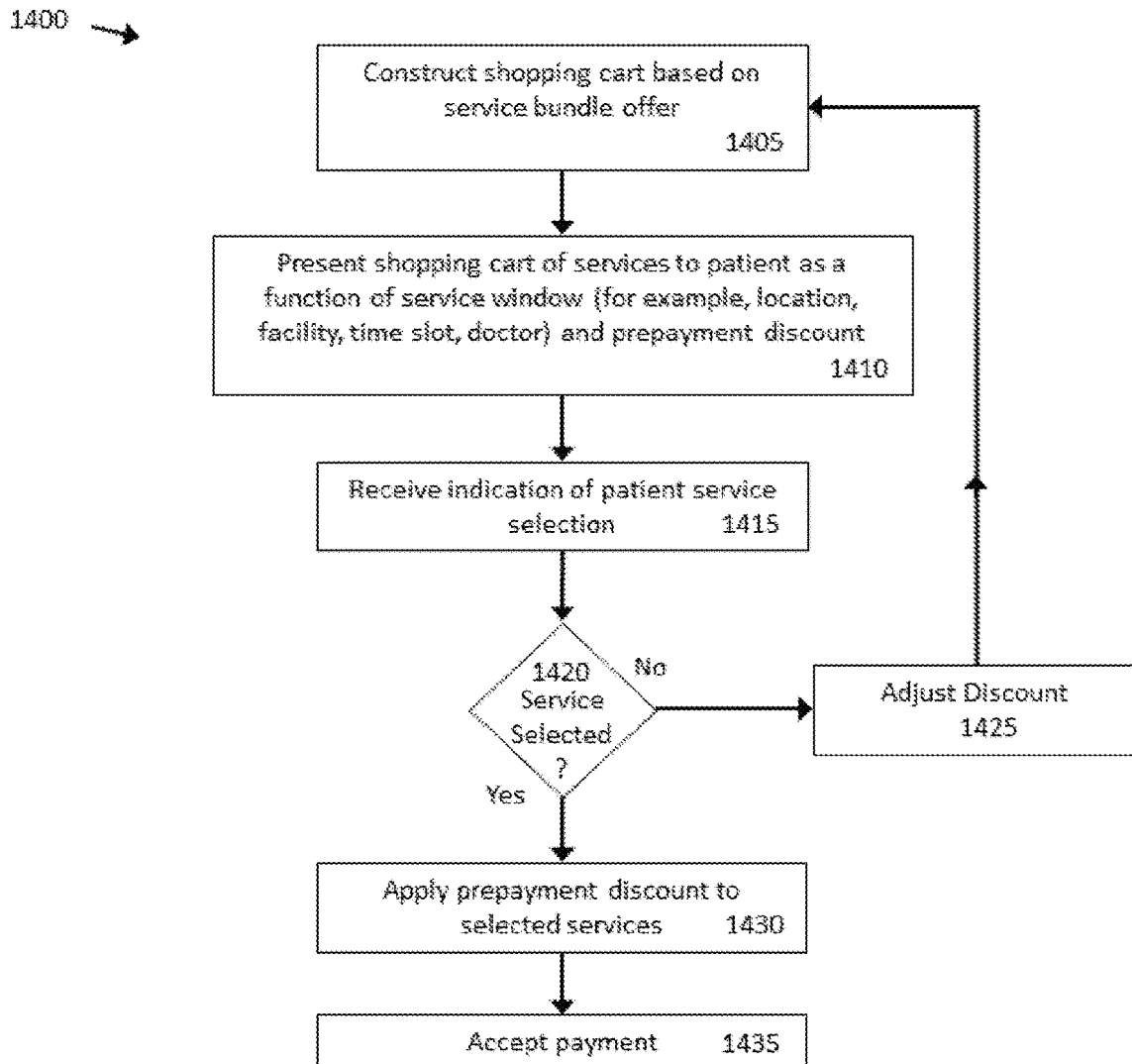


FIG. 14

1500

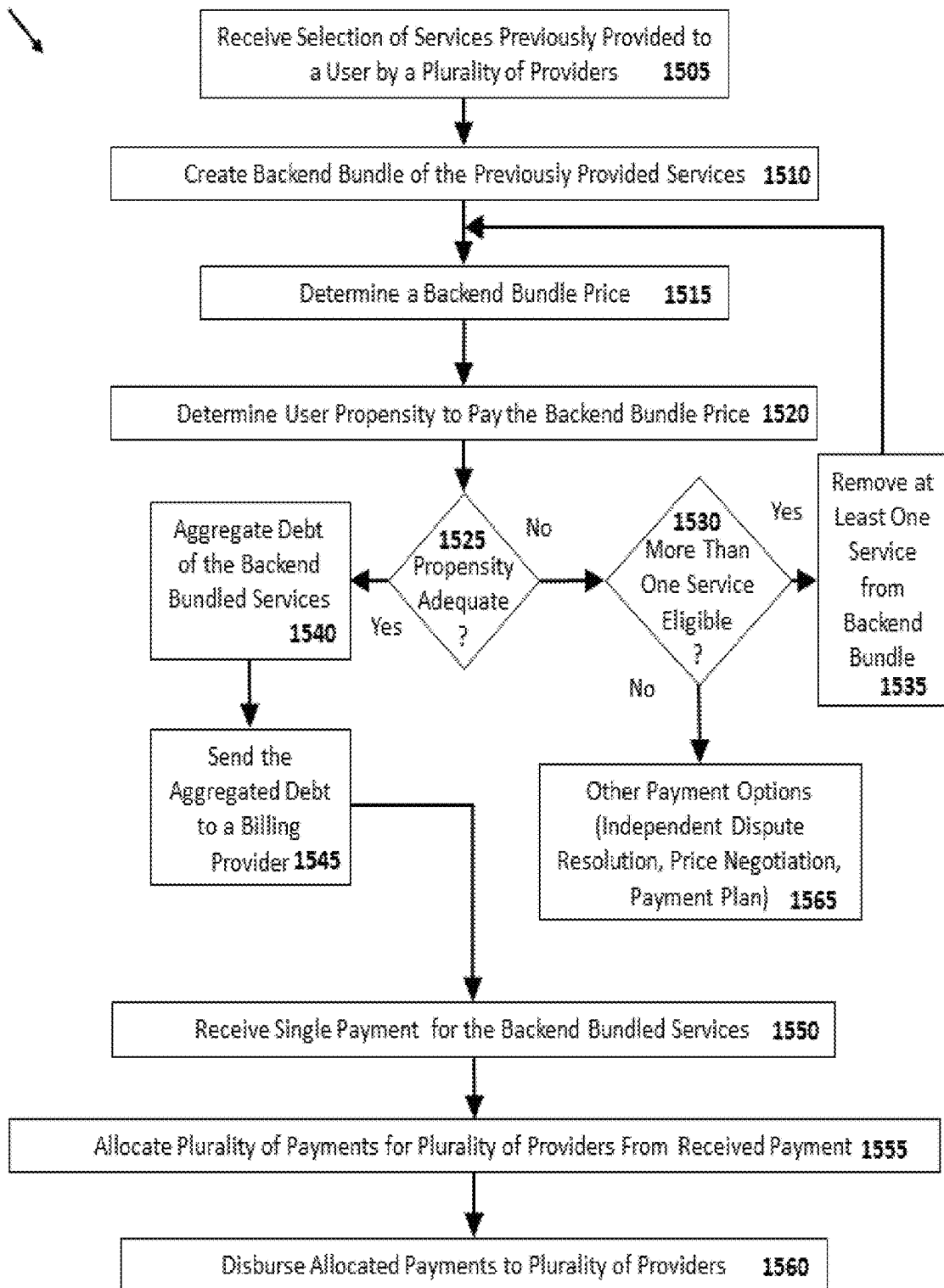


FIG. 15



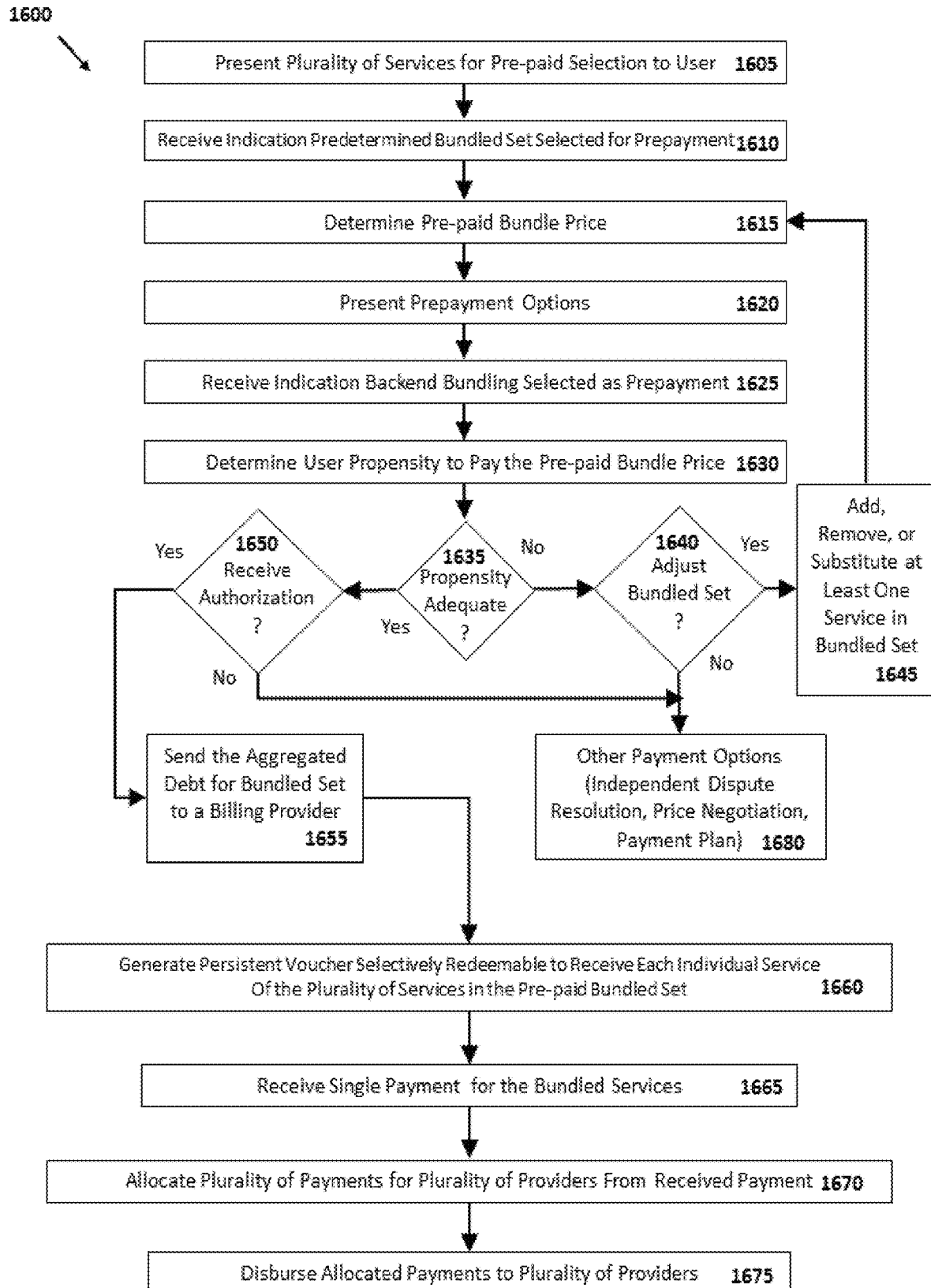


FIG. 16

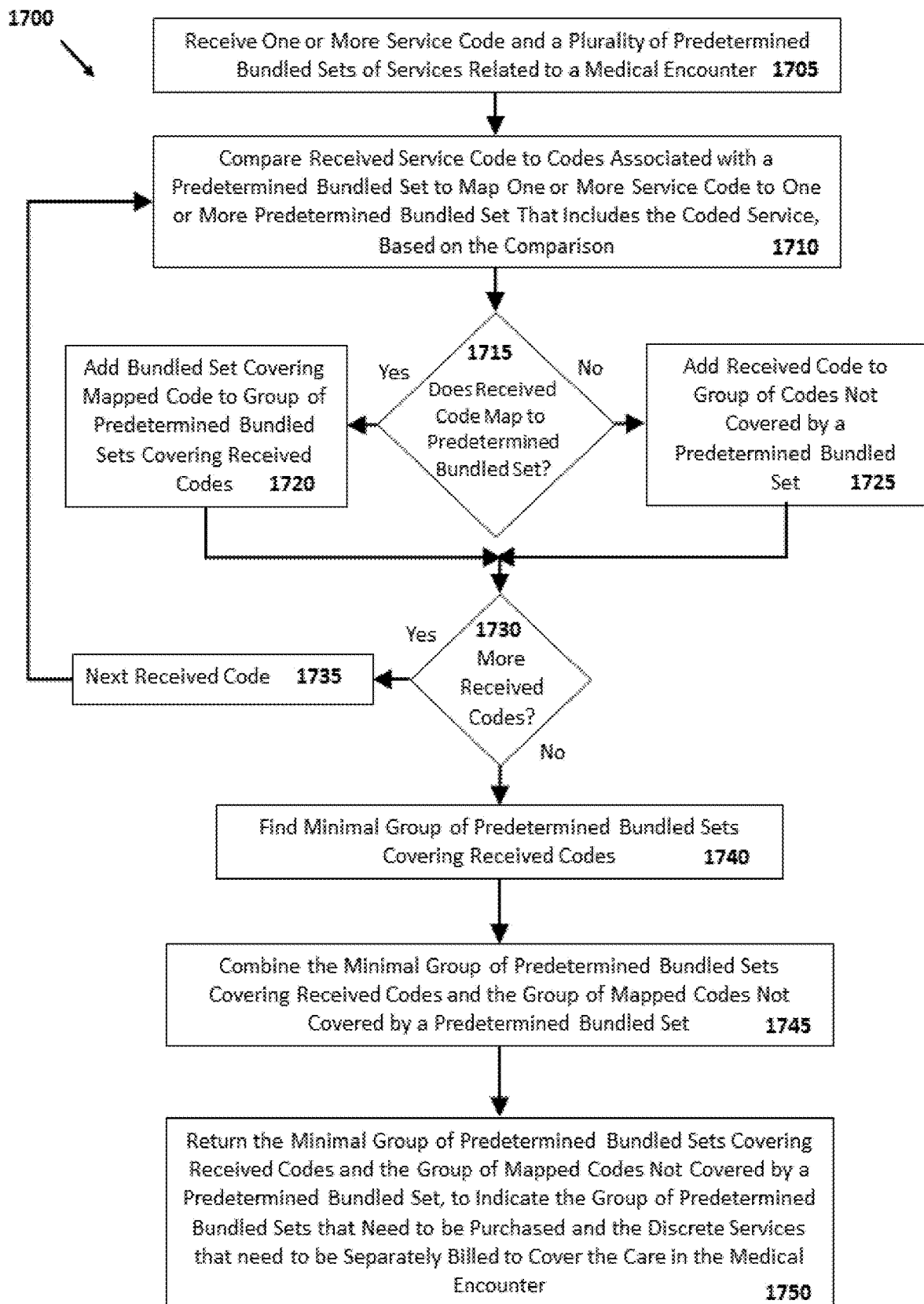


FIG. 17

1800

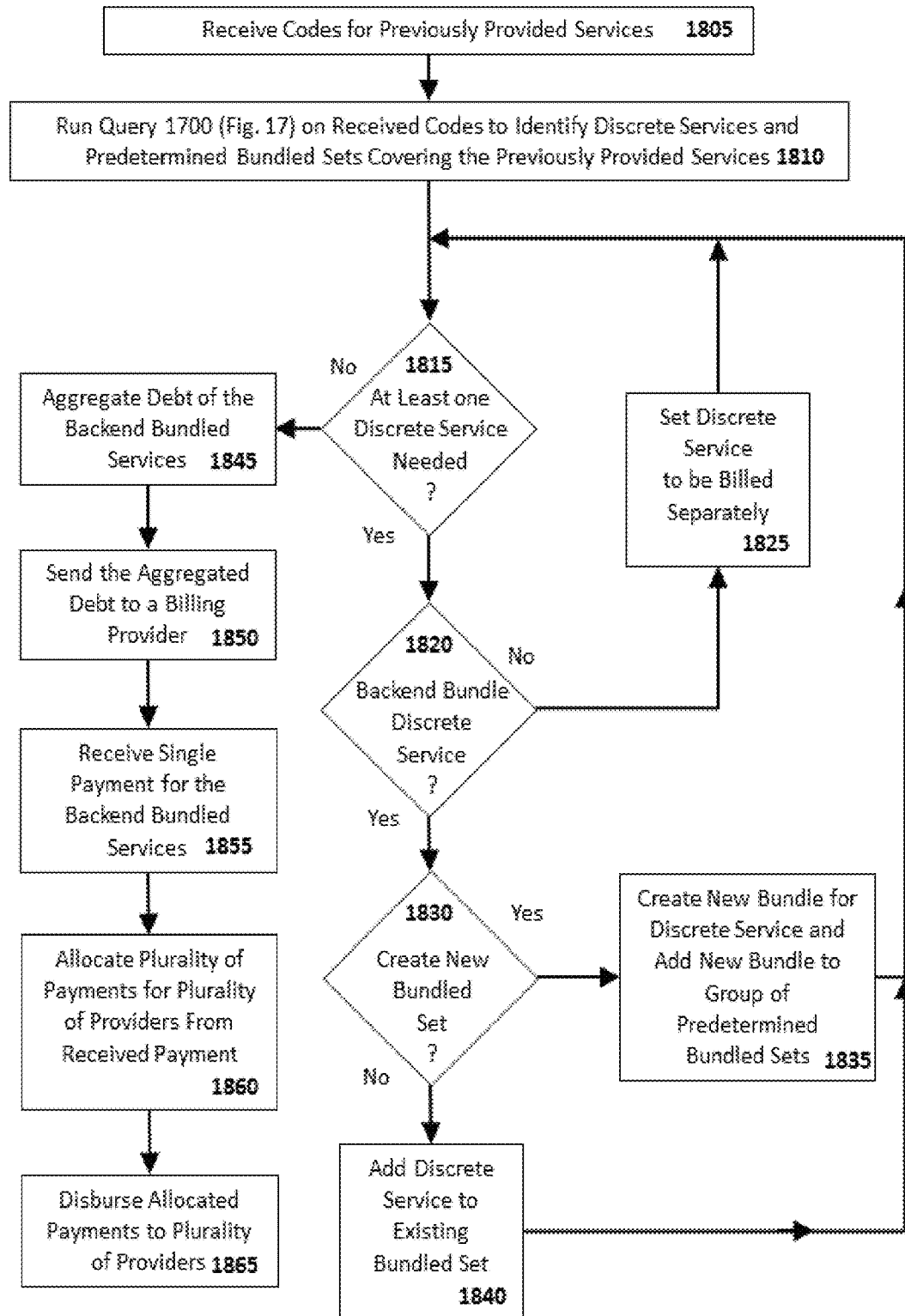


FIG. 18

**1900** **1910** **1905**

43235 45379 00812 99201 85025 80061

You can paste full order from the patient's records here and our search will find it by CPT codes. **1912**

✓ 4 codes listed: 45379, 85025, 80061, 43235

✓ 1 code packaged: **1915**  
99201 is packaged with EGD with Colonoscopy

**1920** **1925** **1930**  
1 code included in all MDsave bundles: 00812

Ignore these codes and purchase bundles for the primary codes only.

**1960**

**1935** Top matches **1935** **1960** **1935**

**1940** ✓ CBC with Auto Diff **1945** 1 Provider  
CPT Code : 85025

Example Medical **1950** Lab Work and Drug Testing **1955** \$17 Details **1955** ADD TO CART

**1940** ✓ Lipid Profile **1945** 1 Provider  
CPT Code : 80061

Example Medical **1950** Lab Work and Drug Testing **1955** \$29 Details **1955** ADD TO CART

**1940** ✓ EGD with Colonoscopy **1945** 1 Provider  
CPT Codes : 43235 + 45379

Dr. Thomas Blackburn **1950** Gastroenterology **1955** \$3,885 Details **1955** ADD TO CART

FIG. 19

# **CPT CODE SEARCH ENGINE FOR BACKEND BUNDLING OF HEALTHCARE SERVICES AND A VIRTUAL PAYMENT SYSTEM**

## **CROSS REFERENCE TO RELATED APPLICATIONS**

This application claims the benefit of Provisional Appl. 63/224,853 filed Jul. 23, 2021.

In addition, this application is a continuation-in-part of U.S. application Ser. No. 17/411,494 filed Aug. 25, 2021, which is a continuation of U.S. application Ser. No. 17/209,117 filed Mar. 22, 2021, which is a continuation of U.S. application Ser. No. 16/913,662 filed Jun. 26, 2020, now issued U.S. Pat. No. 10,991,021, which is a continuation-in-part of U.S. application Ser. No. 16/685,888 filed Nov. 15, 2019, now issued U.S. Pat. No. 11,030,666, which is a continuation-in-part of U.S. application Ser. No. 16/520,906 filed Jul. 24, 2019, now issued U.S. Pat. No. 11,030,665, which is a continuation-in-part of U.S. application Ser. No. 15/055,076 filed Feb. 26, 2016, which is a continuation-in-part of U.S. application Ser. No. 14/874,004 filed Oct. 2, 2015, which is a continuation of U.S. application Ser. No. 14/827,026 filed Aug. 14, 2015, which is a continuation-in-part of U.S. application Ser. No. 14/461,209 filed Aug. 15, 2014, now issued U.S. Pat. No. 9,123,072, which claims the benefit of Provisional Appl. 61/866,922 filed Aug. 16, 2013.

In addition, this application is also a continuation-in-part of U.S. application Ser. No. 17/368,927 filed Jul. 7, 2021, which is a continuation-in-part of U.S. application Ser. No. 17/209,117 filed Mar. 22, 2021, which is a continuation of U.S. application Ser. No. 16/913,662 filed Jun. 26, 2020, now issued U.S. Pat. No. 10,991,021, which is a continuation-in-part of U.S. application Ser. No. 16/685,888 filed Nov. 15, 2019, now issued U.S. Pat. No. 11,030,666, which is a continuation-in-part of U.S. application Ser. No. 16/520,906 filed Jul. 24, 2019, now issued U.S. Pat. No. 11,030,665, which is a continuation-in-part of U.S. application Ser. No. 15/055,076 filed Feb. 26, 2016, which is a continuation-in-part of U.S. application Ser. No. 14/874,004 filed Oct. 2, 2015, which is a continuation of U.S. application Ser. No. 14/827,026 filed Aug. 14, 2015, which is a continuation-in-part of U.S. application Ser. No. 14/461,209 filed Aug. 15, 2014, now issued U.S. Pat. No. 9,123,072, which claims the benefit of Provisional Appl. 61/866,922 filed Aug. 16, 2013.

The contents of all of the above-referenced applications are incorporated herein in their entirety by reference thereto.

## **BACKGROUND OF THE INVENTION**

Medical services are services provided to a medical patient. Some medical services may help improve or maintain a patient's health, based on disease prevention, diagnosis, or treatment. The practice of medicine encompasses medical procedures performed for a patient, which may include both preventive care and treatment. Medical service providers include doctors, hospitals, and health insurers. A provider may offer medical services to patients by provisioning medical resources such as, for example, laboratory, imaging, treatment, or surgical facilities, to provide the services. Some medical services may require specially trained or licensed medical professionals. For example, a medical practice providing diagnosis and treatment for joint pain may provide medical services through the work of an orthopedic specialist. In some scenarios, patient access to a specialized professional or facility may be limited by cost,

or availability. Some specialized medical professionals and related facilities may be scarce.

In addition, the rising cost of healthcare is having a dramatic effect on the U.S. healthcare system. Healthcare costs continue to outpace pace inflationary growth, provider reimbursement rates continue to fall, and the cost of patient insurance premiums are increasing. To lower monthly premium costs, many patients are choosing to purchase (and employers are choosing to offer) high deductible health plans as an alternative to traditional higher premium PPO health plans.

These high deductible plans require patients to pay cash payments for medical services until the high deductible is satisfied, and once this deductible has been met, the insurance carrier begins to cover medical costs. As a result, many patients are seeing exponential increases in out-of-pocket expenses for medical procedures and services. In addition to more patients selecting high deductible plans, many patients cannot afford increased payments and are becoming uninsured or underinsured. As the number of patients who are uninsured, underinsured, or on high deductible plans grows, the need for a mechanism that allows patients to find discounted medical services increases and an efficient payment system.

Finally, healthcare services may be necessary even when a patient does not have insurance or funds available to pay for a needed procedure. A patient may need more than one healthcare service in a medical emergency, even though they may not be able to pay. In some scenarios, a patient may accumulate significant financial debt owed to multiple healthcare providers. A person owing significant amounts of money for healthcare services that have already been performed, even though medically necessary, may have substantial difficulty obtaining further medical services due to their unpaid medical bills.

## **SUMMARY OF THE INVENTION**

A current procedural terminology code, ("CPT-Code") search engine for backend bundling of healthcare services and a virtual payment system. Various implementations provide a CPT Code-based search engine for backend bundling by an aggregate billing source to transact and pay debt owed for healthcare services on behalf of consumers of varied healthcare services from diverse providers and facilities. Various implementations provide a predetermined bundled set of healthcare services defined by CPT and related codes producing search results in an easy-to-understand consumer-friendly format. Also presented is an apparatus and associated methods for bundling the debt of a plurality of healthcare services downstream from a healthcare service provider based on collecting a single payment from a consumer that has already received the healthcare services and distributing payment to a plurality of providers and facilities for at least one of the healthcare services. Some backend bundled services and debt may be converted to tradeable health assets.

The above-described and other features and advantages realized through the techniques of the present disclosure will be better appreciated and understood with reference to the following detailed description, drawings, and appended claims. Additional features and advantages are realized through the techniques of the present invention. Other embodiments and aspects of the invention are described in detail herein and are considered a part of the claimed invention.

## BRIEF DESCRIPTION OF THE DRAWINGS

FIG. 1 is a schematic diagram illustrating an example network architecture for a healthcare marketplace system that can be configured to implement exemplary embodiments of the present invention.

FIG. 2 is a block diagram illustrating a server system in accordance with an exemplary embodiment of the present invention.

FIGS. 3A-3D are a number of screen shots illustrating examples of a graphical user interfaces that may be implemented by services provided within a customer portal in accordance with exemplary embodiments of the present invention.

FIG. 4A is an illustration of an example voucher that may be generated within a user interface by functions provided within a customer portal for a purchased service in accordance with exemplary embodiments of the present invention.

FIG. 4B is an illustration of an example voucher that may be generated within a user interface by functions provided within a customer portal for a purchased service that is offered as a bundled set of services in accordance with exemplary embodiments of the present invention.

FIG. 5 is a block diagram of an exemplary computer system that can be used for implementing exemplary embodiments of the present invention.

FIG. 6 is a schematic diagram illustrating a second example network architecture for a healthcare marketplace system that can be configured to implement exemplary embodiments of the present invention; and

FIGS. 7A-7C are a number of screen shots illustrating examples of a graphical user interfaces that may be implemented by services provided within a provider portal in accordance with exemplary embodiments of the present invention.

FIG. 8 illustrates a flow chart of an insurance policy stored in the insurance database executed by the application server in accordance with exemplary embodiments of the present invention.

FIG. 9 illustrates a block diagram of a virtual payment system manager communicating with client system in a healthcare marketplace system.

FIG. 10 illustrates a block diagram of the application server showing deductible checker, shopping cart, and drug discounted card in accordance with another embodiment of the present invention.

FIG. 11 is a process flow illustrative of an example aspect of patient lifecycle event triggered shopping cart provisioning design.

FIG. 12 is a process flow illustrative of an example aspect of patient lifecycle event triggered shopping cart provisioning design.

FIG. 13 is a process flow illustrative of an example aspect of patient lifecycle event triggered shopping cart provisioning design.

FIG. 14 is a process flow illustrative of an example aspect of patient lifecycle event triggered shopping cart provisioning design.

FIG. 15 is a process flow illustrative of an example aspect of downstream backend bundling of debt from healthcare services after the services have been provided.

FIG. 16 is a process flow illustrative of an example aspect of upstream backend bundling as payment for healthcare services before the services are provided.

FIG. 17 is a process flow illustrative of an example aspect of a query designed to match codes from an Electronic

Health Record (EHR) to predetermined bundles and discrete services using an easy-to-understand consumer-friendly format.

FIG. 18 is a process flow illustrative of an example aspect of downstream backend healthcare service debt bundling designed to match previously provided services to predetermined bundled sets described using an easy-to-understand consumer-friendly format.

FIG. 19 is a screen shot of an exemplary user interface configured to permit a user to match services to predetermined bundled sets described using an easy-to-understand consumer-friendly format.

## DETAILED DESCRIPTION

FIGS. 1-14 were previously disclosed and FIGS. 15-19 are new. The detailed description explains exemplary embodiments of the present invention, together with advantages and features, by way of example with reference to the drawings, in which similar numbers refer to similar parts throughout the drawings. The flow diagrams depicted herein are just examples. There may be many variations to these diagrams, or the steps (or operations) described therein without departing from the spirit of the invention. For instance, the steps may be performed in a differing order, or steps may be added, deleted, or modified. All these variations are considered to be within the scope of the claimed invention. Like reference symbols in the various drawings indicate like elements.

As stated above, the present invention discloses a current procedural terminology (CPT) code search engine for backend bundling of healthcare services and a virtual payment system. Various implementations may provide a CPT Code-based search engine for backend bundling by an aggregate billing source to transact and pay debt owed for healthcare services on behalf of consumers of varied healthcare services from diverse providers and facilities. Various implementations provide a predetermined bundled set of healthcare services defined by CPT and related codes and a backend bundling search engine that uses the CPT codes to search and select the services for the bundle set producing search results in an easy-to-understand consumer-friendly format. The search engine process is implemented to consume a list of CPT codes, or a block of text that includes CPT and other data, identify CPT codes in the provided data and use the CPT codes to search and select appropriate services for a bundled set.

Herein presented is an apparatus and associated methods for bundling the debt of a plurality of healthcare services downstream from a healthcare service provider based on collecting a single payment from a consumer that has already been provided the healthcare services and distributing payment to a plurality of providers and facilities for at least one of the healthcare services. Various implementations may provide backend bundling by an aggregate billing source to transact and pay on behalf of a consumer, for varied healthcare services from diverse providers and facilities. Some examples may provide backend bundling of services that have already been performed. Some services may be offered up-front without payment at the time of service, with a discount for engaging the backend bundling as payment for the provider's performance of the healthcare service. Some backend bundled services may be converted to tradeable health assets.

Such a tradeable health asset may be valued-based on a consumer's aggregated bundled healthcare service debt for healthcare services already performed for the consumer. In

5

an illustrative example, a digital asset token may be constructed to represent a consumer's debt from bundled health services, permitting the consumer's health asset to be bought and sold. In some examples, a consumer's health asset may trade at a price determined as a function of the balance owed by the consumer, as the consumer pays off their debt. In some cases, following an insurance claim denial, an exemplary implementation in accordance with the present disclosure pay permit a patient and provider to resolve a surprise bill through an Independent Dispute Resolution (IDR) process wherein the parties may agree to settle for a backend bundle price determined by trading backend bundled healthcare service debt on an asset exchange platform.

Some implementations may comprise apparatus and associated methods for presenting users a selection of at least one bundled set of healthcare services provided discretely and/or individually by a plurality of respective providers, determining a bundle price for the bundled set of healthcare services, receiving payment for the user selected bundled set, generating a purchase data record and/or voucher selectively redeemable by the user to receive each of the bundled healthcare services in the bundled set, transmitting a unique confirmation number generated for the purchase data record and/or voucher to track the redemption status of the purchase data record and/or voucher, disbursing payment allocated from the received payment to the plurality of respective providers and updating the redemption status of the purchase data record and/or voucher as each of the plurality of services of the bundled set are redeemed. The bundle price may be based on the user's health insurance deductible as well as the location and/or time at which the bundled set of services will be provided.

A bundled set may comprise a plurality of services or products. The services or products may comprise, for example, healthcare services, drugs, follow-up services, primary services, or a secondary service related to a primary service. A bundled set may comprise a set of healthcare services to be performed separately by respective providers. In the present disclosure the term "separately" may be interchangeably used with either of the terms "individually" or "discretely." The bundled set may be offered for purchase pre-paid at a bundle price. The bundle price may be a discounted price. The price may be discounted based on the location, time, or facility where at least one service of the bundled set will be performed. The price may be discounted based on a user's health insurance deductible. An amount of the received payment may be applied to the user's health insurance deductible. The bundle price may be determined based on the user's remaining health insurance deductible. Payment of the pre-paid bundle price may be received in virtual funds. Some implementations may disburse payment to providers of the services or products in the bundled set. The providers to which payment is disbursed may comprise a physician, a practice group, a hospital, or an insurer. A disbursed payment may comprise a plurality of payments allocated from a received payment, and the plurality of payments may be disbursed to a plurality of respective providers. Exemplary embodiments of a transactional marketplace system in accordance with the present invention will now be described with reference to the drawings.

Referring now to FIG. 1, a schematic diagram illustrating an example network architecture for a healthcare marketplace system 100 that can be configured to implement exemplary embodiments of the present invention is provided. It should of course be understood that FIG. 1 is intended as an example, not as an architectural limitation for different embodiments of the present invention, and there-

6

fore, the elements depicted in FIG. 1 should not be considered limiting with regard to the environments within which exemplary embodiments of the present invention may be implemented.

In the example illustrated in FIG. 1, healthcare marketplace system 100 is implemented as a client/server system that includes a central server system 110 that is commonly accessed by each user of the system through operation of any of a plurality of client systems 140 that are operatively coupled to the central server system via a communication network 150. Central server system 110 further includes a database server 112 that is coupled to a data store 114 and an application server 116, and each client system 140 is a user terminal or other client device implementing software for and running a respective client application 142 for accessing services provided via a network-based application (also referred to herein as a network service) implemented by application server 116.

As further illustrated, exemplary marketplace system 100 may also include at least one third-party server system 160 to enable other functionality that may be accessed and utilized by server system 110 to provide and/or enhance the network service discussed herein. In exemplary embodiments, marketplace system 100 can include additional servers, clients, and other devices not shown in FIG. 1. The particular architecture depicted in FIG. 1 is provided as an example for illustrative purposes and, in exemplary embodiments, any number of client systems 140 may be connected to server system 110 at any given time via network 150, and server system 110 can comprise multiple server components and databases located within a single server system or within multiple server systems, where the multiple server systems are integrated with or accessible by users of client systems 140 as a distributed server system via network 150.

In exemplary embodiments, network 150 can be configured to facilitate communications between server system 110 and client systems 140, as well as communications with and between other devices and computers connected together within marketplace system 100, by any suitable wired (including optical fiber), wireless technology, or any suitable combination thereof, including, but not limited to, personal area networks (PANs), local area networks (LANs), wireless networks, wide-area networks (WAN), the Internet (a network of heterogeneous networks using the Internet Protocol, IP), and virtual private networks, and the network may also utilize any suitable hardware, software, and firmware technology to connect devices such as, for example, optical fiber, Ethernet, ISDN (Integrated Services Digital Network), T-1 or T-3 link, FDDI (Fiber Distributed Data Network), cable or wireless LMDS network, Wireless LAN, Wireless PAN (for example, IrDA, Bluetooth, Wireless USB, Z-Wave and ZigBee), HomePNA, Power line communication, or telephone line network. Such a network connection can include intranets, extranets, and the Internet, may contain any number of network infrastructure elements including routers, switches, gateways, etc., can comprise a circuit switched network, such as the Public Service Telephone Network (PSTN), a packet switched network, such as the global Internet, a private WAN or LAN, a telecommunications network, a broadcast network, or a point-to-point network, and may utilize a variety of networking protocols now available or later developed including, but not limited to the Transmission Control Protocol/Internet Protocol (TCP/IP) suite of protocols for communication.

In exemplary embodiments, application server 116, database server 112, and any other servers employed within server system 110 and third-party servers utilized within

marketplace system **100** can be implemented within any suitable computing system or systems such as a workstation computer, a mainframe computer, a server system (for example, SUN ULTRA workstations running the SUN operating system, IBM RS/6000 workstations and servers running the AIX operating system, or an IBM zSeries eServer running z/OS, zNM, or LINUX OS), a server cluster, a distributed computing system, a cloud based computing system, or the like, as well as any of the various types of computing systems and devices described below with reference to the client systems **140**. Server system **110** may be implemented using any of a variety of architectures. For example, application server **116** and database server **112** may also be implemented independently or as a single, integrated device. While the exemplary embodiment illustrated in FIG. 1 depicts application server **116** and database server **112** as individual components, the applications provided by these servers, or various combinations of these applications, may be server applications running on separate physical devices. In this regard, server system **110** may comprise a number of computers connected together via a network and, therefore, may exist as multiple separate logical and/or physical units, and/or as multiple servers acting in concert or independently, wherein each server may be comprised of multiple separate logical and/or physical units. In exemplary embodiments, server system **110** can be connected to network **150** through a collection of suitable security appliances, which may be implemented in hardware, software, or a combination of hardware and software.

As illustrated in FIG. 1, application server **116** is communicatively coupled to database server **112**. Database server **112** is connected to data store **114**, which comprises a plurality of databases that are maintained by database server **112**, accessed by application server **116** via database services provided at a front end by database server **112**, and store information on a variety of matters that is utilized in providing the services offered via the network service provided by the application server, as described below in greater detail.

The machine learning algorithm **15** instructs the service offer database **114h** to store each healthcare service provider service corresponding to the user selection and displays the bundled set of service offers via the graphical user interface/provider portal **130** that matches the users' selection.

Any machine-learning algorithm **15** can be employed, such as neural networks, expert systems, Bayesian belief networks, fuzzy logic, data fusion engines and the like. The system may also employ combinations of various artificial intelligence techniques to the service offer database **114h**.

The machine learning algorithm **15** takes into account of each and every parameter of user inputs such as type of disease, location, expertise, procedures, hospitals, pricing etc. Thus, the machine learning algorithm **15** displays the best results/hits based on the inputs and preferences of the user.

As used herein, the term "data store," "data storage unit," "storage device", and the like can to any suitable memory device that may be used for storing data, including manual files, machine-readable files, and databases. In exemplary embodiments, application server **116**, database server **112**, and data store **114** may have implemented together a single computing device, implemented within a plurality of computing devices locally coupled to each other via a suitable communication medium, such as a serial port cable, telephone line or wireless frequency transceiver, implemented

within a plurality of computing devices remotely coupled to each other via network **150**, or any suitable combination thereof.

Client systems **140** are computer devices to which one or more users, which may be healthcare providers offering services or products or patients seeking to purchase healthcare services or products, or their human agents (for example, personal representatives or assistants), have access. It should be noted that the term "user" is used herein to refer to one who uses a computer system, such as one of client systems **140**. As described in greater detail below, client systems **140** are each operable by such users to access server system **110** via network **150** and act as clients to access services offered by the network service provided by the server system within exemplary marketplace system **100**. For this purpose, each client system includes a respective client application **142** that executes on the client system and allows a user to interact with server system **110** via application server **116**.

In exemplary embodiments, the computer systems of client systems **140** can be any of a wide range of suitable computing devices such as one or more workstations, desktop computers, laptops, or other personal computers (PCs) (for example, IBM or compatible PC workstations running the MICROSOFT WINDOWS operating system or LINUX OS, MACINTOSH computers running the MAC OSX operating system, or equivalent), non-traditional-computer digital devices such as Personal Digital Assistants (PDAs) and other handheld or portable electronic devices, smart phones and other mobile handsets, tablet computers, netbook computers, game consoles, home theater PCs, desktop replacement computers, and the like, or any other suitable information processing devices. An exemplary computer system for client systems **140** is described in greater detail below with reference to FIG. 5.

In general, during operation of exemplary marketplace system **100**, a client system **140** first establishes a connection to server system **110** via network **150**. Once the connection has been established, the connected client system may directly or indirectly transmit data to and access content from the application server **116**. A user accessing application server **116** through the connected client system can thereby to use a client application **142** to access services provided by the application server, which are described in greater detail below, via a user interface implemented by the client application within which the client application renders the information served by the application server.

In exemplary embodiments, application server **116** can implement network service as a non-web client application (such as a mobile application), a web client application, or both to provide the services accessed by client systems **140** within server system **110**, and client applications **142** can correspondingly be implemented as non-web client applications, web client applications, or both for operation by users of the client systems to interact with application server **116** and access the services provided thereby. For example, application server **116** can comprise a web server configured to provide a web application for the respective client applications implemented on client systems **140** that are configured to provide web-based user interfaces for utilizing the services provided by the web server. For instance, the user interfaces of client applications implemented on client systems **140** can be configured to provide various options corresponding to the functionality offered in exemplary embodiments described herein through suitable user interface controls (for example, by way of menu selection, point-and-click, dialog box, or keyboard command). In one



general example, the user interfaces may provide “send” or “submit” buttons that allow users of client applications to transmit requested information to application server 116. The user interfaces can be implemented, for example, as a graphical user interface (GUI) that renders a common display structure to represent the network service provided by application server 116 for a user of a client platform.

More specifically, in such an example, application server 116 can, for example, be configured to provide services via a web-based software application hosting a corresponding website that includes a number of web pages (e.g., screens), and client applications 142 can comprise a web browser executing on client systems 140, such that the services provided by application server 116 are accessible to client systems 114 using the Internet or an intranet. Users of client systems 140 may thereby access the website provided by application server 116 by, for example, inputting or following a link to the uniform resource locator (URL) for the website in the web browser, which then enable users to display and interact with information, media, and other content embedded within the web pages of the website provided by application server 116. The web-based software application can transmit information that can be processed by the web browsers to render a user interface using, for example, a browser-supported programming languages such as JavaScript, HTML, HTML5, and CSS, or the like, and can communicate with the web browsers using, for example, HTTPS, POST and/or GET requests. Client applications 142 and application server 116 may be configured so that information transmitted between client systems 140 and server system 110 can be encrypted and sent over a secure network connection to protect, for example, patient privacy.

Referring now to FIG. 2, a block diagram illustrating an exemplary embodiment of server system 110 is provided. As illustrated in FIG. 2, application server 116 is implemented to provide a plurality of services via a customer portal 120 and a plurality of services via a provider portal 130. As described herein, application server 116 can be implemented to provide a respective set services for each of various types of users (for example, unregistered guests, customers, individual physicians, nurses, office staff, practice group administrators, hospital system administrators, pharmacy administrators, and the like), and some of the services offered by application server 116 can be commonly applicable to and accessible by all types of users, while other services can be applicable to and accessible only by specific types of users.

For purposes of description, the terms “providers” and “provider users” are used herein to refer to the general class of users that register with the system offer healthcare services or products for purchase by customer users registered with the system, which can include individual physician users, practice group administrators, hospital system administrators, pharmacy administrators, and the like. In addition, a user account for a particular provider can have any number of authorized users. As an example, an account established for a physician can have the physician as one of its users. It can also have nurses or office staff working for the physician as other authorized users. The other authorized users can log into the account and perform various actions with the permission and under the supervision of the physician.

A single hospital system account may be established and shared by multiple staff member’s hospital system. For purpose of illustration, there can be a designated user (for example, an account administrator) who is responsible for managing the account. The administrator can be provided with greater access rights within server system 110 with respect to the account. In exemplary embodiments, the

particular client applications 142 or the particular client systems 140 that are utilized for accessing application server 116 can be respective to and customized for each type of user account. For example, the particular client application that is utilized for each type of account can be implemented to provide virtual computing platform that is specific to the services offered for that type of account.

As further illustrated in exemplary embodiment of FIG. 2, and as will also be described in greater detail below, data store 114 comprises a plurality of databases that are maintained and accessible by application server 116 via database server 112, including a customer profile database 114a, a physician profile database 114b, a practice group profile database 114c, a hospital system profile database 114d, a pharmacy profile database 114e, a condition information database 114f, an available services database 114g, a service offer database 114h, an available products database 114i, a product offer database 114j, a transaction information database 114k, and one or more additional databases 114l that may be used for storing any other suitable information that may be utilized by server system 110 (for example, system usage data, audit trail data, data used internally within the system by application server 116, and the like).

The customer profile database 114a is configured to register users thereby providing user’s personal information for purchasing healthcare services. The physician profile database 114b is configured to register and maintain records of individual physician offering healthcare services. The condition information database 114f is configured to register and maintain information records for various health conditions and diseases for which corresponding healthcare services are offered.

Physician profile database 114b is used to maintain account information records for individual physician users that register with server system 110 to offer healthcare services for purchase by customer users registered with the system, as well as account information records for individual physicians that are registered with the system in association with a practice group or hospital system (as described in greater detail below). For each physician for which an account is registered with server system 110, various items of information relevant to the physician, such as name, practice specialty, office location(s) and hours, a profile picture, contact information, biographical information (such as awards, honors, publications, patient testimonials, and other information that can be helpful for marketing the physician to customers accessing the system), URLs or references to websites and social media profiles, group practice and hospital affiliation(s), outside facilities that are used for particular procedures performed by the physician (for example, particular hospitals or clinics), compensation information (indicating a financial account for receiving payment for purchases of services offered by the physician via the system), and any other suitable identifying information, as well as a unique user name and password associated with the account that can be used to log into the account, may be included in the respective account information record for the physician that is maintained within physician profile database 114b. The account information record for each physician can also be associated with an account status and a unique physician account identifier within physician profile database 114b that is used by application server 116 for performing various operations.

Practice group profile database 114c is used to maintain account information records for practice group administrator users that register with server system 110 to offer healthcare services provided by physicians affiliated with a practice

## 11

group for purchase by customer users registered with the system. For each practice group for which an account is registered with server system **110**, various items of information relevant to the practice, such as practice group name, location and hours, contact information, URLs or references to websites and social media profiles for the practice group, physician and hospital affiliation(s), outside facilities that are used for particular procedures performed by physicians affiliated with the practice group, compensation information (indicating a financial account for receiving payment for purchases of services offered by affiliated physicians via the system), and any other suitable identifying information, as well as a unique user name and password associated with the account that can be used by the practice group administrator to log into the account, may be included in the respective account information record for the practice group that is maintained within practice group profile database **114c**. The account information record for each practice group can also be associated with an account status and a unique practice group account identifier within practice group profile database **114c** that may be used by physician users registered with the system for affiliating with the practice group and used by application server **116** for performing various operations.

The hospital system profile database **114d** is configured to register and maintain account information records for hospital system administrators providing pre-paid healthcare services. Hospital system profile database **114d** is used to maintain account information records for hospital system administrator users that register with server system **110** to make on-site, in-person sales of pre-paid healthcare services provided by physicians affiliated with a hospital system for purchase by patients operating client systems within marketplace system **100**. For each hospital system for which an account is registered with server system **110**, various items of information relevant to the hospital system, such as practice group and physician affiliation(s), facilities that are used for particular procedures performed by physicians affiliated with the hospital system, compensation information (indicating a financial account for receiving payment for purchases of services offered by affiliated physicians via the system), and any other suitable identifying information, as well as a unique user name and password associated with the account that can be used by the hospital system administrator to log into the account, may be included in the respective account information record for the hospital system that is maintained within hospital system profile database **114d**. The respective account information record for the hospital system may further include a plurality of unique user names and passwords associated with the account that can be respectively used by hospital system staff members to log into the account. The account information record for each hospital system can also be associated with an account status and a unique hospital system account identifier within hospital system profile database **114d** that may be used by physician users registered with the system for affiliating with the hospital system and used by application server **116** for performing various operations.

Pharmacy profile database **114e** is used to maintain account information records for pharmacy administrators that register with server system **110** to offer healthcare products, such as prescription drugs and medical supplies, for purchase by customer users registered with the system. For each pharmacy for which an account is registered with server system **110**, various items of information relevant to the pharmacy, such as name, location(s) and hours, contact information, URLs or references to websites and social

## 12

media profiles, compensation information (indicating a financial account for receiving payment for purchases of products offered by the pharmacy via the system), and any other suitable identifying information, as well as a unique user name and password associated with the account that can be used to log into the account, may be included in the respective account information record for the pharmacy that is maintained within pharmacy profile database **114e**. The account information record for each pharmacy can also be associated with an account status and a unique pharmacy account identifier within pharmacy profile database **114e** that is used by application server **116** for performing various operations.

Condition information database **114f** is used to maintain information records for various health conditions and diseases for which corresponding healthcare services (for example, test and treatments) that can be offered by providers registered with server system **110** for purchase by customer users registered with the system. In exemplary embodiments, the various conditions, and diseases for which respective information records are maintained in condition information database **114f** and the information that populates the respective information record for each condition or disease can be created and maintained by a back-end administrator of server system **110**. For each condition or disease for which an information record is created, various items of information relevant to the condition or disease, such as name, description, causes, risk factors, symptoms, common treatments, corresponding healthcare services that can be offered by providers registered with server system **110** (for example, each associated healthcare service may be identified within the information record using a unique procedure identifier that is used to identify an information record for the service within available services database **114g** as discussed below), and any other suitable information may be included in the respective information record for the condition or disease that is maintained within condition information database **114f**.

The available service database **114g** is configured to register and maintain records of various healthcare services offered by at least one of: a physician; and a hospital. Available services database **114g** is used to maintain information records for various healthcare services (for example, test and treatments) that can be offered by providers registered with server system **110** for purchase by customer users registered with the server system. In exemplary embodiments, the respective information records for healthcare services that are maintained in available services database **114g** and the information that populates the respective information record for each service can be created and maintained by a back-end administrator of server system **110**. For each service for which an information record is created, various items of information relevant to the service, such as name, procedure detail, one or more medical specialties with which the procedure is commonly associated, cost information (for example, average prices for the service for patients that are uninsured and/or have a high deductible insurance plan and an average price for purchasing the service that is offered by providers registered with server system **110**), a medical code number identifying the service according to the nomenclature used by a formal medical classification system (for example, a code that is used to identify the service according to the Current Procedural Terminology (CPT) code set), a procedure identifier that is used by application server **116** to uniquely identify the particular service, and any other suitable information may be

13

included in the respective information record for the service that is maintained within available services database 114g.

Additionally, in exemplary embodiments, the information record for each service that is maintained within available services database 114g may further include an indication of the whether the service can be offered by providers within marketplace system 100 as an individual primary service or as a primary service of a bundled set of a plurality of services (for which a single payment for the bundled set of services will be disbursed to different provider for each of the services in the bundled set). In such embodiments, for each service for which the information record includes an indication that the service is offered as a primary service of a bundled set of services, various items of additional information relevant to the bundled set of services associated with the service that is indicated to be a primary service may be included in the respective information record for the primary service that is maintained within available services database 114g. Such items of information relevant to the bundled set of services included in the respective information record for a primary service may include, for example, items of information describing one or more secondary services associated with the primary service (such as name, a medical code number such as a CPT code identifying the service according to the nomenclature used by a formal medical classification system, and a secondary procedure identifier that is used by application server 116 to uniquely identify the particular secondary service in association with the unique procedure identifier for the primary service), one or more procedure identifiers for other services for which an information record is maintained within available services database 114g that are considered to be secondary services associated with the primary service, an indication of whether performance of each of the one or more secondary services (for which a single customer payment for the bundled set of services will be disbursed among different respective providers for the services in the bundled set) is optional or required in association with performance of the primary service, and an indication of whether the primary service is required to be performed at an outside facility. In addition, in such embodiments, for each service for which the information record includes an indication that the service is offered as a primary service of a bundled set of services, the cost information that is included in the respective information record for the primary service that is maintained within available services database 114g can include respective cost information for each of the primary service, the one or secondary services, and, if required, the use of an outside facility for the primary service individually (for example, average prices for each service and facility of the bundled set of services for patients that are uninsured and/or have a high deductible insurance plan) in addition to an average price for purchasing the bundled set of services that is offered by providers registered with server system 110.

Service offer database 114h is used to maintain information records for healthcare services that are being offered by providers registered with the system for purchase by customer users registered with the system. In this regard, it should be noted that the same service may be separately offered by multiple different providers registered with the system and, thus, service offer database 114h can include multiple information records for the same service that are each associated with a different provider. For each offered service for which a respective information record is maintained within service offer database 114h, various items of information relevant to the service being offered, such as the unique procedure identifier for the information record within

14

available services database 114g for the service, the unique account identifier for the account information record (within physician profile database 114b, practice group profile database 114c, or hospital system profile database 114d) of the provider that is offering the service through the system, the unique physician account identifier for the account information record within physician profile database 114b of the physician user that will perform the service, a location at which the service will be performed, a discounted price for purchasing the service within marketplace system 100, a regular price for the service when the service is purchased outside of the system, the unique account identifier for the account information record (within physician profile database 114b, practice group profile database 114c, or hospital system profile database 114d) of the provider for which payment for the service when purchased through the system is to be directed, a payment amount to be transferred to the provider for which payment for performing the service is to be directed, additional descriptive information that may be provided by the provider offering the service, a procedure offer identifier that is used by application server 116 to uniquely identify the offering of the particular service by the provider within the system, and any other suitable information may be included in the respective information record for the offered service that is maintained within service offer database 114h.

Additionally, in exemplary embodiments, the information records for offered services that are maintained within service offer database 114h can include information records that include additional information for services that are offered by providers registered with the system as a bundled set of services. In this regard, the information record for each offered service that is maintained within service offer database 114h may further include an indication of the whether the offered service is being offered as an individual primary service or as a primary service of a bundled set of a plurality of services (for which a single customer payment for the bundled set of services will be disbursed among different respective providers for the services in the bundled set). In such embodiments, for each offered service for which the information record includes an indication that the service is being offered by a provider as a primary service of a bundled set of services, various items of additional information relevant to the bundled set of services associated with the offered service that is indicated to be a primary service may be included in the respective information record for the offered service that is maintained within service offer database 114h. Such items of information relevant to the bundled set of services included in the respective information record for an offered service within service offer database 114h that is indicated to be a primary service of a bundled set of services may include, for example, items of information for each secondary service such as the unique procedure identifier for the information record within available services database 114g for the secondary service (or the secondary procedure identifier that is included in the available services database 114g to uniquely identify the particular secondary service in association with the unique procedure identifier for the offered primary service where the information record for the primary service being offered in the available services database 114g includes an indication that the service is offered as a primary service of a bundled set of services), the unique physician account identifier for the account information record within physician profile database 114b of the physician user that will perform the secondary service, a location at which the service will be performed, a discounted price for purchasing the secondary service within market-

15

place system **100**, a regular price for the secondary service when the service is purchased outside of the system, the unique account identifier for the account information record (within physician profile database **114b**, practice group profile database **114c**, or hospital system profile database **114d**) of the provider for which payment for the secondary service when purchased through the system is to be directed, a payment amount to be transferred to the provider for which payment for performing the secondary service is to be directed, and an indication of whether performance of the secondary service is optional or required in association with performance of the primary service. The items of information relevant to the bundled set of services included in the respective information record for an offered service within service offer database **114h** that is indicated to be a primary service of a bundled set of services may further include, for example, an indication of whether the primary service is to be performed at an outside facility and, if the primary service is to be performed at an outside facility, items of information pertaining to each of one or more facilities that may be used to perform the primary service such as, for example, name, address, contact information, facility fee, and compensation information indicating a financial account that is used by the facility for receiving a facility fee.

Available products database **114i** is used to maintain information records for various healthcare products (for example, prescription drugs and medical supplies) that can be offered by pharmacies registered with server system **110** (that is, pharmacies for which an account information record is maintained within pharmacy profile database **114e**) for purchase by customer users registered with the system. In exemplary embodiments, the respective information records for the healthcare products that are maintained in available products database **114i** and the information that populates the respective information record for each product can be created and maintained by a back-end administrator of server system **110**. For each product for which an information record is created, various items of information relevant to the product, such as name(s), a list of dosage level options (for prescription drugs), size options (for certain medical supplies), and the like, a description of the product, an indication of whether a prescription is required to purchase the product, information for rendering a respective pre-defined fillable form for submitting prescription information for the product within a user interface, cost information (for example, average prices for the product for patients that are uninsured and/or have a high deductible insurance plan and a lowest price for purchasing the product that is offered for the service by pharmacies registered with server system **110**), a product identifier that is used by application server **116** to uniquely identify the particular product, and any other suitable information may be included in the respective information record for the product that is maintained within available products database **114i**.

Product offer database **114j** is used to maintain information records for healthcare products that are being offered by pharmacies registered with the system for purchase by customer users registered with the system. In this regard, it should be noted that the same product may be separately offered by multiple different pharmacies registered with the system and, thus, product offer database **114j** can include multiple information records for the same product that are each associated with a different provider. For each product offered by a pharmacy for which a respective information record is maintained within product offer database **114j**, various items of information relevant to the product being offered, such as the unique product identifier for the infor-

16

mation record within available products database **114i** for the product, the unique pharmacy account identifier for the account information record within pharmacy profile database **114e** of the pharmacy that is offering the product, a discounted price for purchasing the product from the identified pharmacy within marketplace system **100**, a regular price for the product when the service is purchased outside of the system from the identified pharmacy, a payment amount to be transferred to the pharmacy that is offering the product, additional descriptive information that may be provided by the pharmacy offering the product, a product offer identifier that is used by application server **116** to uniquely identify the information record for the offering of the particular product by the pharmacy within the system, and any other suitable information may be included in the respective information record for the offered product that is maintained within product offer database **114j**.

The transaction information database **114k** is configured to maintain records of purchases made by registered users. Transaction information database **114k** is used to maintain information records for purchases that have been made via the system by registered customer users of healthcare services and products being offered by registered providers. For each purchase of a service or product that has been made using the system, various items of information relevant to the purchase may be included in the respective information record for the purchase that is maintained within transaction information database **114k**. In general, the items of information relevant to each purchase that is included in the respective information record for the purchase that is maintained within transaction information database **114k** can include, for example, the unique customer account identifier of the account information record for the purchasing customer within customer profile database **114a**, the unique procedure offer identifier of the information record for a purchased service within service offer database **114h** or the unique product offer identifier of the information record for a purchased product within product offer database **114j**, a purchase date, and a unique transaction identifier that is used by application server **116** to uniquely identify the information record for the purchase of the service or product within the system. For each purchase of a service that has been made using the system, the items of information relevant to the purchase included in the respective information record for the purchase that is maintained within transaction information database **114k** may further include the unique physician account identifier for the account information record within physician profile database **114b** of the physician user that is designated as performing the purchased service in the information record for the purchased service within service offer database **114h**, an indication of whether the purchase has been redeemed and, if the purchase has been redeemed, a redemption date. The information record for the purchased service may be referred to as a purchase data record or a voucher data record. The purchase data record for the purchased service may be maintained by the processor **604** (depicted by FIG. 5) within the data store **114** (depicted by FIGS. 1, 2, 6, and 9). The purchase data record for the purchased service may be maintained by the processor **604** within the transaction information database **114k** (depicted by FIG. 2). The purchase data record for the purchased service may represent a bundled set of healthcare services. A bundled set of healthcare services may comprise a plurality of healthcare services. A bundled set of healthcare services may comprise a set of healthcare services to be performed separately by respective providers. The purchase data record for the purchased service may comprise a unique

17

confirmation number identifying a bundled set of healthcare services. The purchase data record for the purchased service may comprise an individual redemption status for each healthcare service of a bundled set of healthcare services.

An implementation in accordance with the present disclosure may use a processor to generate a unique confirmation number for a purchased pre-paid bundled set of healthcare services, store the unique confirmation number to a purchase data record, store the purchase data record to a data store, and transmit the unique confirmation number to a user. The purchase data record may be stored or updated in a memory, or a data store operably coupled with the processor. The purchase data record may represent a voucher data record redeemable by the user to receive the at least one healthcare service of the bundled set of healthcare services. The purchase data record may comprise a unique confirmation number identifying a purchased bundled set of healthcare services. The purchase data record may further comprise a redemption status for each healthcare service of the bundled set of healthcare services, permitting creation of a purchase data record representing a voucher that may be redeemed for a healthcare service purchased prepaid, and even more so, that said voucher can be used for each of the services of the bundled set of healthcare services separately.

The voucher or voucher data record represented by the purchase data record associated with the unique confirmation number is persistent and permits an individual bundled set of a group of bundled sets, or individual services comprising a bundled set of services, to be selectively redeemed. An example of such a voucher represented by a purchase data record in the data store 114 is illustrated in FIG. 4A. As depicted in FIG. 4A, the example voucher 400 comprises the confirmation number 408 for the purchase, which may be generated by processor 604 based on the unique transaction identifier that is included in the respective purchase data record that is maintained by the processor 604 within transaction information database 114k. The redemption status in a purchase data record for each individual service or each individual bundled set may be updated by the processor 604 in a data store or a memory to indicate the current redemption status of each bundled set or each service in the bundled set of services, further enabling the same voucher or purchase data record uniquely identified by the confirmation number to persist for multiple service redemptions at different times and locations, to persistently track and update the redemption status for each service of a bundled set of services to be performed separately, as the individual services are selectively redeemed.

For example, when a bundled set is initially purchased, the processor 604 may set the redemption status in a purchase data record for each individual service or each individual bundled set to indicate the purchase has not been redeemed for each individual service or each individual bundled set. When a unique confirmation number identifying a purchased bundled set of healthcare services is received by the processor 604 with a request to redeem at least one service of a bundled set of services, the processor 604 may use the unique confirmation number and the purchase data record maintained within the data store 114 to determine the redemption status for an individual service of the bundled set of services.

Upon determining the at least one requested service has not been redeemed, the processor 604 may provide an indication the at least one service has not been redeemed. Upon determining the at least one requested service has been redeemed, the processor 604 may provide an indication the at least one service has been redeemed. The indication

18

provided by the processor 604 may be provided, for example, via a user interface, or a web service. The processor 604 may update in the purchase data record maintained within the data store 114 the individual redemption status for an individual service of the bundled set of services to indicate the purchase has been redeemed for that particular individual service.

Additionally, in exemplary embodiments, the information records for purchased services that are maintained within transaction information database 114k can include information records that include additional information for purchases and services that are offered by providers registered with the system as a bundled set of services. In this regard, the information record for each purchased bundled set of services that is maintained within transaction information database 114k may include an indication of a particular outside facility that has been selected for performing the primary service of the bundled set of services and, for each service of the bundled set of services that is included within the purchase (for example, each required secondary service or each optional secondary service selected by the customer user to be included within the purchase, as well as the primary service), the unique physician account identifier for the account information record within physician profile database 114b of the physician user that is designated as performing the service in the information record for the purchased service within service offer database 114h, an indication of whether the purchase has been redeemed with respect to that particular service, and, if the purchase has been redeemed with respect to that particular service, a redemption date for that particular service.

FIG. 3A is a screen shot illustrating an example of a graphical user interface provided by such a home page 300 for customer portal 120. In the illustrated example, the search interface provided at home page 300 can include a drop-down menu 302, a search entry field 304, a location entry field 306, and a search button 308. Drop-down menu 302 provides a set of selectable options that allow the user to search for procedures offered by provider users registered with the system, particular products offered by pharmacy users registered with the system, information on providers registered with the system, and information on health conditions that is maintained within system. In exemplary embodiments, navigation, and search service 124 can be configured to use location information that may be gathered by any suitable location determining functionality implemented on the client system to provide a default location entry (for instance, city name and/or zip code) within location entry field 306. In such embodiments, navigation, and search service 124 may be further configured to request permission from the user via the user interface to be able to access and utilize such location information for this purpose.

In one example, when the user selects the option within drop-down menu 302 to search for a particular service offered by provider users registered with the system, the user can then proceed to enter the name of the service within search entry field 304. In conjunction with selecting the particular service, the user can also enter a city name and/or zip code or opt to utilize a default location entry within location entry field 306 to localize a search radius for providers offering the selected service for purchase via marketplace system 100.

Once the appropriate search information is entered, the user can then select the search button to direct navigation and search service 124 to conduct a search of local providers registered with server system 110 and offering the inputted healthcare service for purchase via marketplace system 100.

19

Navigation and search service 124 can conduct such a location-based search by accessing, for example, service offer database 114h in conjunction with physician profile database 114b, practice group profile database 114c, hospital system profile database 114d, and/or any other suitable information and databases to which the application server has access to filter the information records included within available services database 114g for healthcare services that match the specified search criteria, and then present the results of the search to user within a search result listing page.

In exemplary embodiments, whenever navigation and search service 124 is directed to conduct a location-based search by a user (for example, for local providers offering the inputted healthcare service or, as discussed below, for local providers generally or for local pharmacy providers offering healthcare products), the navigation and search service can be configured to maintain the location specified within location entry field 306 for search within a data object for a session with application server 116 that is maintained for the user.

FIG. 3B is a screen shot illustrating an example of a GUI provided by a search result listing page 310 for customer portal 120 that presents a list of providers offering the service specified within search entry field 304 within a default search radius (for example, 50 miles) of the location specified within location entry field 306 returned in the search conducted by navigation and search service 124. In the illustrated example, search result listing page 310 includes a result listing section 311, a result filtering section 316, and a result sorting section 318. Result filtering section 316 provides various user interface controls for refining the results of the search presented within result listing section 311 by modifying the search criteria or inputting additional search criteria. In the illustrated example, result filtering section.

In exemplary embodiments, such a search result listing page 310 can be implemented to present any other appropriate information relevant to the search criteria specified by the user, such as, for example, a graphic depicting the average cost information included in the information record for the particular product specified in the search criteria that is maintained in available products database 114j (for prescription drug products, the average cost information can be provided for a default quantity of the prescription drug or, alternatively, based on a calculation performed by navigation and search service 124 for the quantity specified by the user using the average cost information for a default quantity as a reference). Each entry for an offered product listed in the product search result listing page can include portions presenting information from the account information record of the pharmacy that is offering the product through the system (for example, pharmacy name, address, and contact information), cost information for purchasing the offered product through marketplace system 100 (for example, the discounted price for the product that is specified in the information record for the offered product within product offer database 114j or, for prescription drugs, a price that is calculated based on the specified discounted price in relation to the quantity specified by the user) and a cost savings difference between the discounted price and the regular price for the product when the product is purchased outside of the system as specified in the information record for the offered product), and an option to select to purchase the offered product listed in the entry (for example, via an “Add to Cart” button). When a user selects the option to purchase an offered product listed in the product search result listing

20

page, navigation and search service 124 can be configured to update the session data object for the session with application server 116 that is presently being maintained for the user to include an indication that the user has selected the offered product for purchasing (for example, by including the product offer identifier that is maintained within product offer database 114j to uniquely identify the offering of the particular product by the pharmacy) in association with any other required information (for example, in the case of a prescription drug, the quantity that is specified by the user and the price that is calculated based on the discounted price for the product that is specified in the information record for the offered product within product offer database 114j in relation to the quantity specified by the user). Upon selecting one or more services and/or products for purchase in association with a session with application server 116, the user may then have an option to navigate to a customer purchase page (for example, a “Check-Out” page) to proceed with purchasing the selected item(s) with respect to an account information record maintained within customer profile database 114a for a registered customer user.

For each offered service for which a respective entry is included in the purchase information section, the entry may include, for example, information retrieved from physician profile database 114b, available services database 114g, service offer database 114h, and the session data object such as the name of the physician that will perform the service, a service name, and an indication of whether the service is being offered as a primary service of a bundled set of services. Each entry for an offered service that is included in the purchase information section may further include user interface controls accessible by the user to remove the offered service from the purchase information section (and correspondingly direct purchasing service 126 to remove the indication the offered service as having been selected in the session data object) and/or to adjust a service quantity to be purchased by the user, and a price for purchasing the offered service that is calculated based on the service quantity specified by the user and the discounted price for the service that is specified in the information record for the offered service within service offer database 114h in relation to the quantity specified by the user.

In addition, for each entry for an offered service included in the purchase information section that is being offered as a primary service of a bundled set of services, the entry may further include user interface controls accessible by the user to present additional information about the bundled set of services and make additional selections regarding the offered service. The additional information may include, for example, information retrieved from physician profile database 114b, available services database 114g, and service offer database 114h, such as the name of physician that will perform each secondary service, a service name for each secondary service, an indication of whether each secondary service is required or optional, and an indication of whether the primary service is required to be performed at an outside facility. In association with each secondary service for which an indication that the secondary service is optional is presented, the additional information may further include the discounted price for the secondary service that is specified in the information record for the offered service within service offer database 114h, and an associated user interface control may be provided that allows the user to select whether to purchase the optional secondary service in association with the offered service.

In association with an indication that the primary service is required to be performed at an outside facility, the

21

additional information may further include name and location information for each facility for which information is specified in the information record for the offered service within service offer database **114h**, and, if information is specified for more than one facility in the information record for the offered service, the facility fee for each specified facility may be presented in association with a user interface control that is provided to allow the user to select one of the facilities at which to have the primary service performed. Purchasing service **126** can be configured to, based on any optional secondary service and facility selections that are made by the user with respect to an entry for an offered service included in the purchase information section that is being offered as a primary service of a bundled set of services, recalculate and update the price for purchasing the offered service that is presented in the entry for the offered service. In exemplary embodiments, the default initial settings for any optional secondary service and multiple facility selections for a service being offered as a primary service of a bundled set of services and, thereby, the default initial price for purchasing the offered service that is presented in the entry for the offered service, may be based on a selection to purchase each optional secondary service and a selection of the facility having the lowest facility fee.

In the example screen shot depicted in FIG. 3B, each entry for an offered service listed in result listing section **311** includes a first portion **312** presenting information from the account information record within physician profile database **114b** of the physician that will perform the service as specified in the information record for the offered service within service offer database **114h** (for example, the physician's name, specialty, and profile picture), a second portion **313** presenting information from the account information record of the provider that is offering the service through the system (for example, provider name) and the location at which the offered service will be performed (for example, address and telephone number), and a third portion **314** presenting cost information for purchasing the offered service through application server **116** (for example, the discounted price for the service that is specified in the information record for the offered service within service offer database **114h** and a cost savings difference between the discounted price and the regular price for the service when the service is purchased outside of the system from the provider as specified in the information record for the offered service within service offer database **114h**), and an option to select to purchase the offered service listed in the entry (for example, via an "Add to Cart" button included within third portion **314**). When a user selects the option to purchase an offered service listed in result listing section **311**, navigation and search service **124** can be configured to update the session data object for the session with application server **116** that is presently being maintained for the user to include an indication that the user has selected the offered service for purchasing (for example, by including the procedure offer identifier that is maintained within service offer database **114h** to uniquely identify the offering of the particular service by the provider).

Referring now to FIG. 3C, a screen shot illustrating an example of a GUI provided by a healthcare service information page **320** implemented by navigation and search service **124** for a particular healthcare service is provided. In the illustrated example, healthcare service information page **320** includes a procedure overview section **322**, a cost comparison graphic **324**, and a provider listing section **326**.

The information presented in provider listing section **326** can be generated in a manner similar to the information

22

included in result listing section **311** of example search result listing page **310** depicted in FIG. 3B to present a list of providers offering the particular service within a default search radius (for example, 50 miles) of a location determined by navigation and search service **124**. The particular location that is utilized for this purpose may be determined using, for example, a location that is stored within the session data object for the session with application server **116** that is presently being maintained for the user or location information that is gathered by any suitable location determining functionality implemented on the client system to provide a default location entry. In the present example, provider listing section **326** presents an entry for each offered service for which a respective information record is maintained within service offer database **114h** that matches the particular service for which healthcare service information page **320** is generated and along with the determined location. Each entry for an offered service listed in provider listing section **326** presents information from the account information record within physician profile database **114b** of the physician that will perform the service as specified in the information record for the offered service within service offer database **114h** (for example, the physician's name and profile picture) and cost information for purchasing the offered service through application server **116** (for example, the discounted price for the service that is specified in the information record for the offered service within service offer database **114h**). In the present example, provider listing section further includes a location entry field **327** that, in conjunction with a "submit" button **328**, allows a user to specify a particular location (for example, a city name and/or zip code) and submit a request for navigation and search service **124** to conduct a search and update the information presented in provider listing section **326** to present a list of providers offering the particular service within the default search radius of the newly specified location. Navigation and search service **124** can also be configured to, in response to such a request, update the location that is maintained within the session data object for the session with application server **116** that is presently being maintained for the user.

In exemplary embodiments, as further illustrated in FIG. 3D, physician information section **332** can further include additional user interface elements such as a "Leave a review" button **333**, a "Request an appointment" button **334**, and a map element **335** depicting a mapped location of an office location included within respective account information record that is maintained for the particular physician user in physician profile database **114b** (which navigation and search service **124** may be configured to generate by remotely accessing a third-party mapping service). In response to a user selecting "Leave a review" button **333**, navigation and search service **124** can be configured to implement suitable user interface controls for allowing the user to post or submit a review of the particular physician to server system **110**. In response to receiving such a review, navigation and search service **124** can be configured to, for example, include information pertaining to the review within the respective account information record that is maintained for the particular physician user in physician profile database **114b** or send an electronic message to the physician user pertaining to the review, for example, by way of email utilizing the contact information specified in the respective account information record for the physician.

In response to a user selecting "Request an appointment" button **334**, navigation and search service **124** can be configured to implement suitable user interface controls for



23

allowing the user to submit a request for scheduling an appointment to the particular physician user (for example, by sending a notification to the physician user by utilizing the contact information specified in the respective account information record for the physician that includes contact information for the user). Navigation and search service **124** may also be configured to implement suitable user interface controls for allowing the user to schedule an appointment with the particular physician user. Navigation and search service **124** may provide this functionality by, for example, accessing a service with which the particular physician user is associated, which may be a service offered by application server **116** or offered by a third-party service provider.

In the present example, as illustrated in FIG. 3D, the information presented in offered procedures section **336** of physician profile page **330** can include a listing of healthcare services offered by the particular physician for purchase through marketplace system **100**.

In the illustrated example, physician profile page **330** includes a physician information section **332** and an offered procedures section **336**. The information presented in physician information section **332** can be generated based on the information that is included in the respective account information record that is maintained for the particular physician user in physician profile database **114b** and may include various items of information relevant to the physician, such as name, practice specialty, office location(s) and hours, a profile picture, contact information, biographical information (such as awards, honors, publications, patient testimonials, and other information that may be of interest to prospective customers accessing the system), URLs or references to websites and social media profiles, and group practice and hospital affiliation(s).

In exemplary embodiments, the user interface implemented by account management service **122** may be further configured to provide user interface controls for requesting authorization for payment of a predetermined fee to gain access to the ability to make prepaid purchases of healthcare services and products offered within marketplace system **100**. The payment information input by the user may be an instruction to use the billing information included within the respective account information record established for the user within customer profile database **114a** or submission of alternative payment information such as, for example, bank account information, credit or debit card information, or other electronic payment information (such as information for utilizing an account the user has with PayPal or any another entity facilitating payments and money transfers to be made through the Internet), which may be for an account maintained for the user or an account maintained for another person or entity that the user is authorized to utilize for this purpose.

Account management service **122** can be configured to, upon the authorization and appropriate payment information being provided by the user, access a corresponding third-party payment servicing system and utilize the payment information to direct the payment servicing system to transfer the amount for the payment authorized by the user from the account servicer of the user to a financial account maintained by the providers of marketplace system **100**. In this regard, the respective account information record established for the user within customer profile database **114a** can further include an account status that is managed by account management service **122** for the user indicating whether the user is presently provided with the ability to make prepaid purchases of healthcare services and products offered within marketplace system **100**.

24

Upon a user registering a customer account with server system **110** to establish an account information record within customer profile database **114a** and logging into his or her customer account (for example, by accessing a login user interface element or a login screen within the user interface implemented by customer portal **120** to provide the user name and password associated with the account), the user then proceeds with purchasing any offered service or product for which the session data object for the session with application server **116** that is being maintained for the user includes an indication that the user has selected for purchasing. For example, upon the user selecting an option within the user interface implemented by navigation and search services **124** to navigate to a customer purchase page and initiate a purchasing session with purchasing service **126** to purchase one or more of the offered items indicated as having been selected by the user in the session data object in association with the registered customer account for the user.

The purchase information section included within the user interface implemented for the payment page may further include a total price for the purchase that is equal to a sum of the respective price for purchasing the corresponding offered item included for each entry included in the purchasing information section. In exemplary embodiments, purchasing service **126** may be configured to adjust the total price based on any applicable state taxes or any discount codes submitted by the user. In this regard, purchasing service **126** may be further implemented to provide a user interface element allowing a user to submit any application discount codes to application server **116**.

For this purpose, the user interface controls implemented within a payment section may include a button that is accessible by the user to provide authorization for the request to be issued to the specified funding source (for example, a "Submit" or "Purchase" button) along suitable user interface elements accessible by the user to input the purchase information specifying the funding source to use for the purchase. The purchase information input by the user may be an instruction to use the billing information included within the respective account information record for the customer account of the user within customer profile database **114a** or submission of alternative purchase information such as, for example, bank account information, credit or debit card information, or other electronic payment information (such as information for utilizing an account the user has with PayPal or any another entity facilitating payments and money transfers to be made through the Internet). The purchase information may, for example, specify an account maintained for the user, an account maintained for another person or entity that the user is authorized to utilize for this purpose, or an entity that has arranged to be invoiced and provide reimbursement for purchases of healthcare services and products made by the user within marketplace system **100**.

Purchasing server **126** can also be configured to, upon processing the payment for the purchase of the offered service, generate a voucher for the customer user within the user interface for the purchased service that can be utilized by the customer user to redeem the purchase and receive the service from the physician specified for the offered service (the providers of marketplace system **100** can have pre-arranged agreements with providers registered with the system that the providers will agree to honor such vouchers generated by purchasing server **126** for purchased services). An example of such a voucher is illustrated in FIG. 4A. As depicted in the example, example voucher **400** can be



25

generated to include identifying information for the customer user **402**, identifying and contact information for the physician specified for the offered service **404**, a description of the purchased service **406**, a confirmation number **408** for the purchase, which may be generated by purchasing server **126** based on the unique transaction identifier that is included in the respective information record for the purchase that is maintained within transaction information database **114k**, and instructions for redeeming the voucher **410**. The confirmation number may also be provided in the electronic confirmation message to the customer user and electronic notifications to the physician user that will be performing the service and the provider user for the offered service sent by purchasing system **126** to the customer user. The voucher can be presented to the user within the user interface, for example, as printable and/or machine-readable form.

Purchasing server **126** can be configured to, upon processing the payment for the purchase of the offered service that is being offered as a primary service in conjunction with a bundled set of services, navigate the user interface to a purchase confirmation page and send an electronic confirmation message to the customer user and electronic notifications to each physician that will perform a service of the bundled set of services and the provider user for the offered service (as specified according to the information record for the offered service within service offer database **114h**), for example, by way of email utilizing the contact information specified in the respective account information records for the customer, the physicians, and the provider for the offered service. Purchasing server **126** can also be configured to generate a respective information record for the completed purchase with corresponding information within transaction information database **114k**, which initially indicates that the purchase has not yet been redeemed with respect to the primary service, each secondary service, and any facility specified for the purchased offered service.

Purchasing server **126** can also be configured to, upon processing the payment for the purchase of the offered service that is being offered as a primary service in conjunction with a bundled set of services, generate a voucher for the customer user within the user interface for the purchased service that can be utilized by the customer user to redeem the purchase and receive the service from the corresponding physician specified for each of the services of the bundled set of services (the providers of marketplace system **100** can have pre-arranged agreements with providers registered with the system that the providers will agree to honor such vouchers generated by purchasing server **126** for purchased services). An example of such a voucher for a bundled set of services is illustrated in FIG. 4B. As depicted in the example, example voucher **400** can be generated to include identifying information for the customer user **402**, identifying and contact information for each physician specified for a service and any facility included in the offered service **404**, a description of each service of the purchased service **406**, a confirmation number **408** for the purchase, which may be generated by purchasing server **126** based on the unique transaction identifier that is included in the respective information record for the purchase that is maintained within transaction information database **114k**, and instructions for redeeming the voucher **410**. The confirmation number (or any other suitable redemption information such as a one- or two-dimensional bar code, a QR code, or any other form of machine-readable information) may also be provided in the electronic confirmation message to the customer user and electronic notifications to the

26

physician user that will be performing the service and the provider user for the offered service sent by purchasing system **126** to the customer user. The voucher can be presented to the user within the user interface, for example, as printable and/or machine-readable form.

Upon the user indicating an intention to register as a physician user, the user will be able to initiate a registration session with account management service **131** to register a physician account with server system **110**. Account management service **131** may be configured, for example, to implement a user interface that includes a series of pages with user interface controls accessible by the user to guide the user through the account registration process and prompt the user to input various types of information or media to be maintained by database server **112** within a respective account information record that is established for the user within physician profile database **114b** such as, for example, name, practice specialty, office location(s) and hours, a profile picture, contact information (such as an email address and/or a telephone number), biographical information (such as awards, honors, publications, patient testimonials, and other information that can be helpful for marketing the physician to customers accessing the system), URLs or references to websites and social media profiles, compensation information (indicating a financial account for receiving payment for purchases of services offered by the physician via the system), information pertaining to outside facilities that are used for particular services performed by the physician (for example, information pertaining to particular hospitals or clinics such as name, address, contact information, facility fee, and compensation information indicating a financial account that is used by the facility for receiving a facility fee), and any other suitable identifying or descriptive information. The user interface may also be implemented by account management service **131** to prompt the user for any group affiliation codes or hospital affiliation codes.

Procedure management service **133** may be configured, for example, to implement a user interface that includes a series of pages with user interface controls accessible by the user to guide the user through the service offering process and prompt the user to input various types of information to be maintained by database server **112** within a respective information record that is established in association with the unique physician account identifier for the physician within service offer database **114h**. Upon the user indicating an intention to offer a healthcare service for purchase (for example, by selecting a "Offer Service" tab within the practice group account page implemented by provider portal **130**), the user will be able to initiate a service offering with procedure management service **133** to offer a healthcare service performed by affiliated physicians for purchase via server system **110**. For example, the user may be provided with a drop-down menu providing a list of selectable medical specialties and, upon selecting a particular medical specialty, the user can be presented with a list of selectable healthcare services for which an information record for the service is maintained within available services database **114g** in association with the specialty.

Upon the user selecting a particular service from this list, procedure management service **133** can assist the user with offering the service for purchase and establish the respective information record for the offered service within service offer database **114h**. In particular, procedure management service **133** can present the user with a selectable list of the physician users affiliated with the practice group from which the user can submit an indication one or more of the

affiliated physicians with which to offer the service in conjunction with the practice group account. For each selected affiliated physician user, procedure management service **133** can establish a respective information record for the offered service within service offer database **114h** by populating the information record with the unique procedure identifier for the information record within available services database **114g** for the selected service, the unique account identifier for the account information record for the practice group within physician profile database **114b** as the provider that is offering the service through the system, the unique account identifier for the account information record for the physician user within physician profile database **114b** as the physician user will perform the service, a location at which the service will be performed, the unique account identifier for the account information record (within physician profile database **114b**, practice group profile database **114c**, or hospital system profile database **114d**) of the provider for which payment for the service when purchased through the system is to be directed (or, alternatively, other financial account information) as indicated by user input received from the practice group administrator, a payment amount to be transferred to the provider or other financial account for which payment for the service is to be directed as specified by user input received from the practice group administrator, a discounted price for purchasing the service within marketplace system **100** (which may be calculated, for example, by adding a negotiated commission fee to the payment amount specified by the practice group administrator), a regular price for the service when the service is purchased outside of the system, additional descriptive information that may be provided via input received from the practice group administrator, a procedure offer identifier, and any other suitable information (such as an indication that the service is required to be performed at an outside facility and relevant facility information as specified by user input received from the practice group administrator).

In exemplary embodiments, procedure management service **133** can also assist the practice group administrator with offering services for purchase as a bundled set of services within marketplace system **100** and establishing the respective information record for the service offered as a bundled set of services within service offer database **114h**. In particular, procedure management service **133** can present the user with an option to indicate that a particular service selected by the user should be offered as a primary service of a bundled set of services or, alternatively, the information record for a particular service selected by the user that is maintained within available services database **114g** can include an indication that the service can be offered by providers within marketplace system **100** as a primary service of a bundled set of a plurality of services.

For a selected service for which such an indication is provided, procedure management service **133** may be configured, for example, to implement user interface controls accessible by the user to guide the user through the process for offering the selected service as a primary service of a bundled set of services and prompt the user to input various types of information to populate a respective information record that is established in association with the unique practice group account identifier for the practice group within service offer database **114h**. Procedure management service **133** can first present the user with a selectable list of the physician users affiliated with the practice group from which the user can submit an indication of affiliated physicians with which to offer the primary service in conjunction with the practice group account and then populate the

information pertaining to the primary service in the information record with the unique procedure identifier for the information record within available services database **114g** for the selected service, the unique account identifier for the account information record for the practice group within physician profile database **114b** as the provider that is offering the primary service through the system, the unique account identifier for the account information record for the physician user within physician profile database **114b** as the physician user will perform the primary service, a location at which the primary service will be performed, the unique account identifier for the account information record (within physician profile database **114b**, practice group profile database **114c**, or hospital system profile database **114d**) of the provider for which payment for the primary service when purchased through the system is to be directed (or, alternatively, other financial account information) as indicated by user input received from the practice group administrator, a payment amount to be transferred to the provider or other financial account for which payment for the primary service is to be directed as specified by user input received from the practice group administrator, a discounted price for purchasing the primary service within marketplace system **100** (which may be calculated, for example, by adding a negotiated commission fee to the payment amount for the primary service specified by the practice group administrator), a regular price for the primary service when the primary service is purchased outside of the system, additional descriptive information that may be provided via input received from the practice group administrator, a procedure offer identifier, and any other suitable information.

Procedure management service **133** can then receive an indication, either from the information record for a particular service selected by the user that is maintained within available services database **114g** or through selections made by the user of services offered by affiliated physicians for which an information record for the service is maintained within available services database **114g**, of one or more secondary services to be included in the bundled set of services. Procedure management service can then populate the information pertaining to each secondary service in the information record with the unique procedure identifier for the information record within available services database **114g** for the secondary service (or the secondary procedure identifier that is included in the available services database **114g** to uniquely identify the particular secondary service in association with the unique procedure identifier for the offered primary service where the information record for the primary service being offered in the available services database **114g** includes an indication that the service is offered as a primary service of a bundled set of services), the unique physician account identifier for the account information record within physician profile database **114b** of the physician user that will perform the secondary service, a location at which the service will be performed, the unique account identifier for the account information record (within physician profile database **114b**, practice group profile database **114c**, or hospital system profile database **114d**) of the provider for which payment for the primary service when purchased through the system is to be directed (or, alternatively, other financial account information) as indicated by user input received from the practice group administrator, a payment amount to be transferred to the provider or other financial account for which payment for the secondary service is to be directed as specified by user input received from the practice group administrator, a discounted price for purchasing the secondary service within marketplace system

100 (which may be calculated, for example, by adding a negotiated commission fee to the payment amount for the secondary service specified by the practice group administrator), a regular price for the secondary service when the secondary service is purchased outside of the system, and an indication of whether performance of the secondary service is optional or required in association with performance of the primary service. Procedure management service can further populate the information in the information record with an indication of whether the primary service is to be performed at an outside facility and, if the primary service is to be performed at an outside facility, items of information pertaining to each of one or more facilities that may be used to perform the primary service such as, for example, name, address, contact information, facility fee, and compensation information indicating a financial account that is used by the facility for receiving a facility fee (as specified by user input received from the practice group administrator).

Upon the user indicating an intention to request payment for a purchased service that have been performed (for example, by selecting a "Voucher Processing" tab within the physician account page implemented by provider portal 130), the user will be able to initiate a voucher processing session with transaction processing service 136. In particular, transaction processing service 136 may be configured, for example, to implement a voucher history page within the user interface that presents information relevant to the physician user for a list of purchases for which the respective information record for the purchase that is maintained within transaction information database 114k includes the unique physician account identifier for the physician user within physician profile database 114b as the physician user that is designated as performing a service included the purchase (for example, a primary or secondary service for a bundled set of services). The relevant information for each listed purchase may include, for example, the voucher confirmation number or redemption code, name and contact information for the customer user, a description of the service the physician user is designated as performing for the purchase, a purchase date, and a voucher redemption status. Such a voucher history page may also be accessed in association with the user account for the physician user to verify vouchers presented by customers requesting to have a service performed in association with a voucher.

The voucher history page can also provide a user interface element in association with each of the listed purchases for which the voucher redemption status for the service the physician user is designated as performing indicates the service has not been performed that is accessible by the physician user to submit a verification to application server 116 that the physician user has performed the service for the customer user in accordance with the purchase. Transaction processing service 136 can be configured to, upon such a verification being submitted, initiate a transfer of the payment amount specified for the service performed by the physician user in service offer database 114h and held in the financial account maintained by the providers of marketplace system 100 to the financial account listed for receiving the payment amount for service that is specified in service offer database 114h.

Additionally, if the service performed by the physician is a primary service of a bundled set of services for which a particular outside facility that has been selected for performing the primary service, transaction processing service 136 can be configured to initiate a transfer or otherwise direct a disbursement of the facility fee specified for the service performed by the physician user in service offer database

114h and held in the financial account maintained by the providers of marketplace system 100 to the financial account for the facility that is indicated by the compensation information for the facility. Transaction processing service 136 can be configured to update the indication of whether the purchase has been redeemed with respect to that particular service (and facility if one is associated with the service in the purchase) and include the redemption date for that particular service in the information record for the purchased service that is maintained within transaction information database 114k. In addition, transaction processing service can further be configured to send electronic notifications to the customer user, the physician user, and the provider user for the offered service (as specified according to the corresponding information records within service offer database 114h and transaction information database 114k), for example, by way of email utilizing the contact information specified in the respective account information records for the customer, the physician, and the provider for the offered service.

Upon the user indicating an intention within the physician account page implemented by provider portal 130 to access various account management functions, the user can access various user interface elements provided by account management service 131 to, for example, manage personal and payment or purchase information, manage information pertaining to services offered for purchase by the physician user, manage group practice and hospital affiliations, and view a history of transactions performed for services offered for purchase by the physician user within server system 110 (and relevant information for each purchase including voucher redemption status).

Referring again to FIG. 2, in exemplary embodiments, when a user operating a client system to access application server 116 via a corresponding client application executing on the client system initiates a registration with server system 110 and specifies an intention to register as a practice group administrator (for example, via a user interface element on any page implemented by navigation and search service 124), the user will be able to initiate a registration session with account management service 131 to register a practice group account with server system 110. Account management service 131 may be configured, for example, to implement a user interface that includes a series of pages with user interface controls accessible by the user to guide the user through the account registration process and prompt the user to input various types of information or media to be maintained by database server 112 within a respective account information record that is established for the user within practice group profile database 114c such as, for example, practice group name, location and hours, contact information (such as an email address and/or a telephone number), URLs or references to websites and social media profiles for the practice group, information pertaining to outside facilities that are used for particular procedures by physicians affiliated with the practice group, (for example, information pertaining to particular hospitals or clinics such as name, address, contact information, facility fee, and compensation information indicating a financial account that is used by the facility for receiving a facility fee), compensation information (indicating a financial account for receiving payment for purchases of services that are performed by affiliated physicians via the system), and any other suitable identifying or descriptive information.

The voucher history page can also provide a user interface element in association with each of the listed purchases for which the voucher redemption status for the service indi-

31

cates the service has not been performed that is accessible by the practice group user to submit a verification to application server **116** that the affiliated physician user specified as performing the service has performed the service for the customer user in accordance with the purchase.

In exemplary embodiments, when a user operating a client system to access application server **116** via a corresponding client application executing on the client system initiates a registration with server system **110** and specifies an intention to register as a hospital system administrator (for example, via a user interface element on any page implemented by navigation and search service **124**), the user will be able to initiate a registration session with account management service **131** to register a hospital system account with server system **110**. Account management service **131** may be configured, for example, to implement a user interface that includes a series of pages with user interface controls accessible by the user to guide the user through the account registration process and prompt the user to input various types of information or media to be maintained by database server **112** within a respective account information record that is established for the user within hospital system profile database **114d** such as, for example, contact information (such as an email address and/or a telephone number), information pertaining to outside facilities that can be used for particular procedures by physicians affiliated with the hospital system (for example, information pertaining to particular hospitals or clinics such as name, address, contact information, facility fee, and compensation information indicating a financial account for that is used by the facility for receiving a facility fee), compensation information (indicating a financial account for receiving payment for purchases of services performed by affiliated physicians via the system), and any other suitable identifying or descriptive information.

In exemplary embodiments, the functionality that is provided within provider portal **130** for users of hospital system accounts can vary in certain respects from the functionality that may be provided within provider portal **130** for users of practice group accounts. For example, with respect to physicians that are affiliated with the hospital system account, users of hospital system accounts may only be provided with access rights (for example, to view, modify, and specify in a service being offered by the hospital system for purchase) to services offered for purchase by affiliated physician users that have been specified by the physician users as being hospital procedures with respect to the physician accounts. Hospital system users may also be provided with functionality to, as an alternative to selecting a service by accessing a list of selectable medical specialties when initiating a service offering with procedure management service **133** to offer a service performed by affiliated physicians for purchase via server system **110**, submit a search query for a service by inputting descriptive terms or a medical code number that is used to identify the service (for example, according to the CPT code set) or access a list of affiliated physicians and, upon selecting a particular affiliated physician from the list, be presented with a list of selectable healthcare services for which an information record for the service is maintained within service offer database **114h** that indicates the selected physician as the physician that will perform the service.

In addition, because a hospital system may be more likely to offer a higher quantity of services for purchase as a bundled set of services within marketplace system **100** than other types of provider users, the functionality implemented by provider portal **130** within the user interface for allowing

32

a user of a hospital system account to manage information pertaining to services offered by the hospital system for purchase and to view a history of transactions performed for services offered for purchase by the hospital system within server system **110** may include an additional user interface element that is accessible by a user for the hospital system account manage and view information pertaining to only services that are offered by the hospital system as a bundled set of services.

FIG. **5** is a block diagram of an exemplary computer system **600** that can be used for implementing exemplary embodiments of the present invention. Computer system **600** includes one or more processors, such as processor **604**. Processor **604** is connected to a communication infrastructure **602** (for example, a communications bus, cross-over bar, or network). Various software embodiments are described in terms of this exemplary computer system. After reading this description, it will become apparent to a person of ordinary skill in the relevant art(s) how to implement the invention using other computer systems and/or computer architectures.

Exemplary computer system **600** can include a display interface **608** that forwards graphics, text, and other data from the communication infrastructure **602** (or from a frame buffer not shown) for display on a display unit **610**. Computer system **600** also includes a main memory **606**, which can be random access memory (RAM), and may also include a secondary memory **612**. Secondary memory **612** may include, for example, a hard disk drive **614** and/or a removable storage drive **616**, representing a floppy disk drive, a magnetic tape drive, an optical disk drive, etc. Removable storage drive **616** reads from and/or writes to a removable storage unit **618** in a manner well known to those having ordinary skill in the art. Removable storage unit **618**, represents, for example, a floppy disk, magnetic tape, optical disk, etc. which is read by and written to by removable storage drive **616**. As will be appreciated, removable storage unit **618** includes a computer usable storage medium having stored therein computer software and/or data.

In exemplary embodiments, secondary memory **612** may include other similar means for allowing computer programs or other instructions to be loaded into the computer system. Such means may include, for example, a removable storage unit **622** and an interface **620**. Examples of such may include a program cartridge and cartridge interface (such as that found in video game devices), a removable memory chip (such as an EPROM, or PROM) and associated socket, and other removable storage units **622** and interfaces **620** which allow software and data to be transferred from the removable storage unit **622** to computer system **600**.

Computer system **600** may also include a communications interface **624**. Communications interface **624** allows software and data to be transferred between the computer system and external devices. Examples of communications interface **624** may include a modem, a network interface (such as an Ethernet card), a communications port, a PCMCIA slot and card etc. Software and data transferred via communications interface **624** are in the form of signals which may be, for example, electronic, electromagnetic, optical, or other signals capable of being received by communications interface **624**. These signals are provided to communications interface **624** via a communications path (that is, channel) **626**. Channel **626** carries signals and may be implemented using wire or cable, fiber optics, a phone line, a cellular phone link, an RF link, and/or other communications channels.

In this document, the terms “computer program medium,” “computer usable medium,” and “computer readable medium” are used to generally refer to media such as main memory 606 and secondary memory 612, removable storage drive 616, a hard disk installed in hard disk drive 614, and signals. These computer program products are means for providing software to the computer system. The computer readable medium allows the computer system to read data, instructions, messages or message packets, and other computer readable information from the computer readable medium. The computer readable medium, for example, may include non-volatile memory, such as Floppy, ROM, Flash memory, Disk drive memory, CD-ROM, and other permanent storage. It can be used, for example, to transport information, such as data and computer instructions, between computer systems. Furthermore, the computer readable medium may comprise computer readable information in a transitory state medium such as a network link and/or a network interface including a wired network or a wireless network that allow a computer to read such computer readable information.

Computer programs (also called computer control logic) are stored in main memory 606 and/or secondary memory 612. Computer programs may also be received via communications interface 624. Such computer programs, when executed, can enable the computer system to perform the features of exemplary embodiments of the present invention as discussed herein. In particular, the computer programs, when executed, enable processor 604 to perform the features of computer system 600. Accordingly, such computer programs represent controllers of the computer system.

Referring now to FIG. 6, a schematic diagram illustrating an example network architecture for healthcare marketplace system 100 within which an exemplary embodiment of a provider pricing tool in accordance with the present invention is implemented. It should of course be understood that FIG. 6 is intended as an example, not as an architectural limitation for different embodiments of the present invention, and therefore, the particular elements depicted in FIG. 6 should not be considered limiting with regard to the environments within which exemplary embodiments of the present invention may be implemented.

In the example illustrated in FIG. 6, the particular components that are utilized for providing the provider pricing tool are integrated within system 100 in conjunction with the components of the system as described above with reference to the exemplary embodiments illustrated in FIGS. 1 and 2. More specifically, the pricing tool 137 is shown in FIG. 6 as being implemented within procedure management service 133 included within provider portal 130, and data store 114 further comprises a service pricing information database 114m and a cost adjustment information database 114n that are maintained by database server 112, are accessed by application server 116 via database services provided at a front end by database server 112, and retain information collected from a variety of data sources that is utilized in providing the services offered via the provider pricing tool within the network service provided by the application server, as described below in greater detail.

In the present exemplary embodiments, for use in conjunction with the physician service pricing information within service pricing information database 114m, a corresponding set of cost adjustment data can be compiled and maintained within cost adjustment information database 114n that can be applied to account for geographical variances in physician costs. The cost adjustment data can, for instance, be compiled from and/or determined based upon

the Geographic Practice Cost Indices (GPCIs), which is used along with RVUs in Medicare Physician Fee Schedule (PFS) provided by CMS to determine allowable payment amounts for medical procedures in a manner that reflects geographical variations in practice cost. GPCIs are used to help standardize the differences in resource costs incurred in operating a private medical practice across geographic areas when those costs are compared with the national average costs for the physician work, practice expense, and malpractice insurance components of the fee schedule.

More specifically, the CMS has established a GPCI for every Medicare payment locality for each of the three relative value unit components for a procedure (that is, the RVUs for work, practice expense, and malpractice), and the GPCIs are applied in the calculation of a fee schedule payment amount by multiplying the RVU for each component times the GPCI for that component. A listing of the current GPCI locality structure, including state, locality area (and when applicable, counties assigned to each locality area), and the corresponding GPCIs for each locality, can be obtained from the CMS website, and this information can be compiled and maintained within cost adjustment information database 114n by a back-end administrator of server system 110. In exemplary embodiments, a specific cost adjustment factor can be determined based on the GPCI information for each designated locality area and maintained within cost adjustment information database 114n. For example, a standard rate adjustment factor for each designated locality area can be determined by calculating an average (or any other suitable aggregate or composite-based) factor by which the corresponding GPCIs for the locality impact the standard national rate derived for each service. As another example, such a standard rate adjustment factor for each designated locality area can be derived directly from the Geographic Adjustment Factor (GAF) that is determined for the locality by CMS. The GAF for each designated locality area is calculated as the weighted average of the three GPCIs, where the weights are the percentage of RVUs nationally made up by the PW, PE, and MP RVUs.

In another example, for each service for which the information record within service pricing information database 114m includes an indication that the service is offered as a primary service of a bundled set of services along with an indication that the primary service is required to be performed at an outside facility, the respective pricing information that is included in the information record for the use of the outside facility can be determined by whether the use of the outside facility is classified as a facility outpatient service or a facility inpatient service. For instance, for each facility outpatient service, the respective pricing information that is included in the information record for the use of the outside facility can be obtained from the APC price data that is maintained in association with CPT or HCPCS procedure codes by CMS. CMS assigns individual services classified according to HCPCS codes to APCs based on similar clinical characteristics and similar costs. Thus, APCs are essentially line-level fee schedules in which each HCPCS code for a service is assigned to one of hundreds of individual APCs, and for almost every APC, the fee is determined by multiplying a prospectively established scaled relative weight for the service's clinical APC by a conversion factor (CF) to arrive at a national unadjusted payment rate for the APC.

Accordingly, in exemplary embodiments, for each service for which a respective information record is maintained within service pricing information database 114m and a corresponding APC is provided by CMS, the corresponding

35

national unadjusted payment rate for the facility outpatient service can be included in the set of pricing information of the respective information record for the service within service pricing information database **114m**.

In the present exemplary embodiment, for use in conjunction with the facility outpatient service pricing information within service pricing information database **114m** discussed above, a corresponding set of cost adjustment data can be compiled and maintained within cost adjustment information database **114n** that can be applied to account for geographic differences. The cost adjustment data for the facility outpatient service pricing information can, for instance, be compiled from and/or determined based upon the facility wage index that is maintained by the CMS.

In the present exemplary embodiment, for use in conjunction with the facility inpatient service pricing information within service pricing information database **114m** discussed above, a corresponding set of cost adjustment data can be compiled and maintained within cost adjustment information database **114n** that can be applied to account for geographic differences.

Similar to the example discussed above with regard to the cost adjustment data for the facility outpatient service pricing information, the cost adjustment data for the facility inpatient service pricing information can, for instance, be compiled from and/or determined based upon the facility wage index that is maintained by the CMS. As noted above, in exemplary embodiments, the facility wage index information can be obtained from CMS and maintained within cost adjustment information database **114n**.

In this regard, it should be noted that certain services for which the respective information record within service pricing information database **114m** includes an indication that the service is offered as a primary service of a bundled set of services along with an indication that the primary service is required to be performed at an outside facility may facilitate a mapping of the use of the outside facility to both facility outpatient service price data and facility inpatient service price data. In exemplary embodiments, for such services, a back-end administrator of server system **110** can make a determination of which set of facility price data is more suitable to include in the set of pricing information of the information record. For example, such a determination may be based upon whether the particular service is more typically performed as a facility outpatient service or a facility inpatient service. In alternative exemplary embodiments, for each service for which the respective information record within service pricing information database **114m** includes an indication that the service is offered as a primary service of a bundled set of services along with an indication that the primary service is required to be performed at an outside facility for which the use of the outside facility can be mapped to both facility outpatient service price data and facility inpatient service price data, respective information records can be maintained for the service as an outpatient facility service and for the service as an inpatient facility service within service pricing information database **114m**.

In this regard, anesthesia time is a continuous time from the start of anesthesia to the end of an anesthesia service, and one-time unit corresponds to a 15-minute interval, or fraction thereof, starting from the time the physician begins to prepare the patient for induction and ending when the patient may safely be placed under post-operative supervision and the physician is no longer in personal attendance. The conversion factors are listed by the CMS according to

36

locality. Thus, the conversion factor in the formula listed above will correspond to the locality of the performing provider.

In exemplary embodiments, to access the functionality provided by pricing tool **137**, a provider user, upon registering a provider account with server system **110** (for example, a physician, practice group, or hospital system account) to establish an account information record within the corresponding profile database maintained within data store **114** and logging into his or her physician account, the user may be directed to a provider account page implemented by provider portal **130** that provides a set of user interface controls that can be accessed by the user to access functionality provided by procedure management service **133** to offer healthcare services for purchase by customer users registered with the system. As noted above, in the present exemplary embodiment, the accessible functionality provided by procedure management service **133** in this regard includes the functionality provided by pricing tool **137**.

In particular, upon the provider user indicating an intention to utilize pricing tool in conjunction with offering healthcare services for purchase via server system **110** (for example, by selecting a "Service Pricing Tool" tab within the provider account page implemented by provider portal **130**), the user will be directed to an interactive service pricing page with information that is generated based on the information maintained in the respective information record for the provider within the corresponding profile database maintained within data store **114** and the respective information records for healthcare services that are maintained in service pricing information database **114m**. Price setting tool **137** may be configured, for example, to implement the interactive service pricing page to provide the provider user with detailed pricing information and recommended rates for services that may be offered by the provider for purchase via server system **110**, as well as various user interface controls accessible by the user to perform adjustments to the recommended rates as desired.

FIG. 7A is a screen shot illustrating a first example of a graphical user interface provided by such a service pricing page **700** for a user accessing provider portal **130** in association with a registered hospital system account. In the example illustrated in FIG. 7A, the user interface provided at service pricing page **700** includes a medical specialty drop-down menu **702**, a locality adjustment section **704**, a recommended rate adjustment section **706**, a detailed pricing information section **708**, and a set of selectable buttons **710a** ("Email Prices"), **710b** ("Save Changes"), and **710c** ("Take Live"), the use of which will be described in greater detail below. Drop-down menu **702** provides a list of selectable medical specialties (for example, orthopedics, general surgery, cardiac imaging, etc.), and pricing tool is implemented to, in response to the user selecting a particular medical specialty using drop-down menu **702**, configure the user interface options and populate the information displayed within locality adjustment section **704**, recommended rate adjustment section **706**, and detailed pricing information section **708** in accordance with the selected medical specialty and further based on information maintained in the respective information record for the provider that is maintained within hospital system profile database **114d**, information that is maintained in the respective information records for each service indicated as being commonly associated with the selected medical specialty within service pricing information database **114m**, and information maintained within cost adjustment information database **114n**,

which, as discussed above, can be accessed by pricing tool 137 via database services provided at a front end by database server 112.

For instance, in the example screen shot illustrated in FIG. 7A, the user has selected “Radiology” from medical specialty drop-down menu 702, and pricing tool 137 has, in response to this selection, configured the user interface options and populated the information displayed within locality adjustment section 704, recommended rate adjustment section 706, and detailed pricing information section 708 in accordance with the selection of “Radiology” from drop-down menu 702. More specifically, as shown in FIG. 7A, locality adjustment section 704 has been configured to include a physician locality section and a facility section in response to the selection of “Radiology” from drop-down menu 702. The physician locality section is provided for making pricing adjustments based on the locality of a physician that is affiliated with the hospital system and would be performing the radiology services being priced. The facility section is included within locality adjustment section 704 in response to pricing tool 137 recognizing that the respective information records for services indicated as being commonly associated with the selected medical specialty of radiology within service pricing information database 114m include information records having an indication that the service is a primary service of a bundled set of services that is required to be performed at an outside facility and is provided for making pricing adjustments based on the facility that is affiliated with the hospital system at which the radiology services being priced would be performed.

In the present example, the physician locality section includes a physician location field 704a and a physician location rate field 704b, and the facility section includes a facility field 704c and a facility rate field 704d. The physician location field 704a is for receiving and displaying an entry specifying the location of a physician that would be performing the services indicated as being commonly associated with the selected medical specialty of radiology within service pricing information database 114m, and the physician location rate field 704b is configured to provide a rate adjustment factor for the pricing information included in detailed pricing information section 708 for the services indicated as being commonly associated with radiology.

In exemplary embodiments, pricing tool 137 can be configured to derive an initial physician location entry based on the location associated with physician affiliation(s) included in hospital system profile database 114d and include this derived physician location entry as a default value within physician location field 704a. Physician location rate field 704b is provided for receiving and displaying a geographic adjustment rate for physician services that, by default, is derived based on information maintained in cost adjustment information database 114n and provided by pricing tool 137 in correspondence with the physician location entry that is currently specified within physician location field 704a. More particularly, in exemplary embodiments, pricing tool 137 can be configured to access the physician rate cost adjustment data in cost adjustment information database 114n that corresponds to the physician location entry that is currently specified within physician location field 704a (for example, a standard rate adjustment factor determined for a designated locality area that encompasses the specified physician location entry) and derive a corresponding geographic adjustment rate that is displayed as a default value within physician location rate field 704b.

In the present example, pricing tool 137 is further configured to allow the provider user accessing service pricing

page 700 to proceed to enter text corresponding to a desired location of the physician that would perform the services associated with the selected medical specialty within physician location field 704a. In this regard, pricing tool 137 may be configured to require that the text entered by the user in physician location field 704a correspond to a particular locality area for which corresponding physician rate adjustments are maintained in cost adjustment information database 114n.

The list of suggested physician locations provided by pricing tool 137 can further include an option for the user to select a standard, national physician rate rather than a particular geographic location. In response to a specification of a new physician location within physician location field 704a, pricing tool 137 can be configured to dynamically access the physician rate cost adjustment data in cost adjustment information database 114n that corresponds to the newly-specified physician location entry that is currently specified within physician location field 704a and derive a corresponding geographic adjustment rate that is displayed as the current value within physician location rate field 704b.

In exemplary embodiments, pricing tool 137 can be configured to derive an initial outside facility entry based on the facility affiliation(s) included the respective information record for the hospital system account in hospital system profile database 114d being used to access the pricing tool 137 functionality via provider portal 130 and include this derived facility entry as a default value within facility field 704c. Facility rate field 704d is provided for receiving and displaying an adjustment rate for facility services that, by default, is derived and provided by pricing tool 137 in correspondence with the characteristics of the facility that is currently specified as the entry within facility field 704c.

In the present example, pricing tool 137 is further configured to allow the provider user accessing service pricing page 700 to proceed to enter text corresponding to a name of a desired outside facility at which the services associated with the selected medical specialty would be performed within facility field 704c. In this regard, pricing tool 137 may be configured to require that the text entered by the user in facility field 704c correspond to the name of a particular facility specified in the facility affiliations included the respective information record for the hospital system account in hospital system profile database 114d being used to access the pricing tool 137 functionality via provider portal 130.

With continued reference to the example screen shot illustrated in FIG. 7A, pricing tool 137 has, in response to the user selection “Radiology” from medical specialty drop-down menu 702, configured the user interface options and populated the information displayed within rate adjustment section 706. More specifically, as shown in FIG. 7A, rate adjustment section 706 has been configured to include a physician rate adjustment field 706a and a facility rate adjustment field 706b in response to the selection of “Radiology” from drop-down menu 702. Physician rate adjustment field 706a is provided for making a general pricing adjustment to the pricing information included in detailed pricing information section 708 for physician fees for the services indicated as being commonly associated with radiology as desired by the provider user that may be based on any budgetary considerations specific to the provider and/or physician.

With continued reference to the example screen shot illustrated in FIG. 7A, as noted above, pricing tool 137 has, in response to the user selection “Radiology” from medical specialty drop-down menu 702, configured the user interface



options and populated the information displayed within detailed pricing information section **708**. In general, as shown in FIG. 7A, detailed pricing information section **708** is generated by pricing tool **137** as a table with various interactive user interface controls that includes a procedure

column **711**, a facility price column **712**, a physician price column **713**, an additional fee column **714**, and a total amount column **715**.  
The information in procedure column **711** is generated by pricing tool **137** to include a row entry for each procedure category listed in the respective information records for services that are maintained in service pricing information database **114m** and include an indication that the service is commonly associated with the medical specialty selected via drop-down menu **702**, which is "Radiology" for the example screen shot depicted in FIG. 7A. For instance, the procedure categories listed in procedure column **711** in the present example include "Bone Density DXA Extremity" radiology procedures, "Bone Density DXA Scan" radiology procedures, and "Videofluoroscopic Swallowing Study" radiology procedures. As further illustrated in FIG. 7A for the example of the "Bone Density DXA Extremity" radiology procedures listing in procedure column **711**, detailed pricing information section **708** is implemented to include user interface elements that are accessible by the user.

In the present example, the expanded information for the "Bone Density DXA Extremity" radiology procedures listing includes row entries for a "Dxa bone density/peripheral" service and a "Fracture assessment via dxa" service. As further illustrated in FIG. 7A, the expanded information for a particular procedure category further includes, for each service categorized as a sub-procedure of the procedure category, a medical code number used to identify the service (for example, a CPT code), a base facility rate, a base physician rate, an adjusted facility rate, and an adjusted physician rate. The base physician rate for each service listed in the expanded display is obtained by pricing tool **137** from standard national physician rate derived for the service and the adjusted physician rate for each service listed in the expanded display is calculated by pricing tool **137** for display within detailed pricing information section **708** by multiplying the corresponding base physician rate by both the current value that is specified in physician location rate field **704b** of locality adjustment section **704** and the current percentage value that is specified in physician rate adjustment field **706a** of recommended rate adjustment section **706**.

In the present example, as further illustrated in FIG. 7A, the expanded information for a particular procedure category further includes a physician price field **711a** that specifies a price that will be set by the provider user for each of the services that have been categorized under the expanded procedure category and a facility price field **711b** that specifies a price that will be applied by the provider user for the use of an outside facility for each of the services that have been categorized under the expanded procedure category.

In exemplary embodiments, pricing tool **137** can be configured to derive and include initial, default price values within physician price field **711a** and physician price field **711a**. As further indicated in the example screen shot illustrated in FIG. 7A, the row entry for a particular procedure category will include a pricing value under physician price column **713** that corresponds to the pricing value that is specified within physician price field **711a** in the expanded display for the procedure category, and, likewise, the row entry for a particular procedure category will include a

pricing value under facility price column **712** that corresponds to the pricing value that is specified within facility price field **711b** in the expanded display for the procedure category. In this regard, pricing tool **137** can be configured to dynamically update the pricing values provided under physician price column **713** and facility price column **712** in response to changes to the price values within physician price field **711a** and facility price field **711b** respectively. As further illustrated in FIG. 7A, the row entry for a particular procedure category can include a pricing value under total amount column **715** that is provided as a sum of the price values listed under facility price column **712**, physician price column **713**, and, if included, additional fee column **714** in the row entry for a particular procedure category. This represents the actual price at which each service listed in the expanded display for a procedure category would be offered for purchase via marketplace system **100** as a bundled set of services from the provider user accessing service pricing page **700** via provider portal **130**.

As noted above and further illustrated in FIG. 7A, the user interface provided at service pricing page **700** in the present example also includes a set of accessible user interface controls **710a** ("Email Prices"), **710b** ("Save Changes"), and **710c** ("Take Live"). For purposes of the present example, these user interface controls are provided within service pricing page **700** as selectable buttons. In the present exemplary embodiment, pricing tool **137** can be configured to, in response to a provider user selecting "Save Changes" button **710b**, generate an information record that includes indications of all of the information.

In the present exemplary embodiment, pricing tool **137** can be configured to, in response to a provider user selecting "Email Prices" button **710a**, provide user interface controls for allowing the user to specify an email address and send an electronic document that includes indications of the pricing information.

Finally, with reference to the present example, pricing tool **137** can be configured to, in response to a provider user selecting "Take Live" button **710c**, automatically initiate, on behalf of the provider user, a service offering with procedure management service **133** to offer each of the services currently included within detailed pricing information section **708** of service pricing page **700** for the particular medical specialty presented selected by the user from drop-down menu **702** for purchase via server system **110**. In this manner, pricing tool **137** can provide a mechanism for a provider to offer a large number of services for purchase via marketplace system **100** by customer users registered with the system without having to perform full set of operations described above for accessing functionality provided by procedure management service **133** to offer each of the services individually.

FIG. 7B is a screen shot illustrating a second example of a graphical user interface provided by service pricing page **700** for a user accessing provider portal **130** in association with a registered hospital system account. In the example illustrated in FIG. 7B, the user has selected "General Surgery" from medical specialty drop-down menu **702**, and pricing tool **137** has, in response to this selection, configured the user interface options and populated the information displayed within locality adjustment section **704**, rate adjustment section **706**, and detailed pricing information section **708** in accordance with the selection of "General Surgery" from drop-down menu **702**. More specifically, as shown in FIG. 7B, locality adjustment section **704** has been configured to include, in addition to the physician locality section and the facility section described above with reference to the



41

example illustrated in FIG. 7C, an anesthesia locality section in response to the selection of “General Surgery” from drop-down menu 702. The anesthesia locality section is included within locality adjustment section 704 in response to pricing tool 137 recognizing that the respective information records for services.

In the present example, the anesthesia locality section includes an anesthesia location field 704e and an anesthesia location rate field 704f. The anesthesia location field 704e is for receiving and displaying an entry specifying the location at which the services indicated as being commonly associated with the selected medical specialty of general surgery within service pricing information database 114m would be performed, and the anesthesia location rate field 704f is configured to provide a rate adjustment factor for the pricing information included in detailed pricing information section 708 for the services indicated as being commonly associated with radiology.

Anesthesia location rate field 704f is provided for receiving and displaying a geographic adjustment rate for physician services that, by default, is derived and provided by pricing tool 137 in correspondence with the anesthesia location entry that is currently specified within anesthesia location field 704e. More particularly, in exemplary embodiments, pricing tool 137 can be configured to access the information pertaining to anesthesia rate adjustments in service pricing information database 114n corresponding to the anesthesia location entry that is currently specified within anesthesia location field 704e and derive a corresponding geographic adjustment rate that is displayed as a default value within anesthesia location rate field 704f. The corresponding geographic adjustment rate can be derived, for example, based on a ratio of the CMS anesthesia conversion factor to a standard, national anesthesia conversion factor.

Specification of a new location within anesthesia location field 704e, pricing tool 137 can be configured to dynamically access the information pertaining to physician rate adjustments in geographic factors database 114n corresponding to the newly specified physician location entry within anesthesia location field 704e and derive a corresponding geographic adjustment rate that is displayed as the current value within anesthesia location rate field 704f. In the present example, pricing tool 137 is also configured to allow the provider user to directly access anesthesia location rate field 704f and specify a desired value for the geographic adjustment rate that will override the particular geographic adjustment rate that is derived by pricing tool 137 based on the location entry within anesthesia location field 704e and displayed as the current value within anesthesia location rate field 704f. The effect of such an entry being submitted within anesthesia rate field 704f will be described below with reference to detailed pricing information section 708.

With continued reference to the example screen shot illustrated in FIG. 7B, as noted above, pricing tool 137 has, in response to the user selection “General Surgery” from medical specialty drop-down menu 702, configured the user interface options and populated the information displayed within rate adjustment section 706.

With continued reference to the example screen shot illustrated in FIG. 7B, as noted above, pricing tool 137 has, in response to the user selection “General Surgery” from medical specialty drop-down menu 702, configured the user interface options and populated the information displayed within detailed pricing information section 708. In general, as shown in FIG. 7B, detailed pricing information section 708 is generated by pricing tool 137 as a table with various

42

interactive user interface controls that includes, in addition to procedure column 711, facility price column 712, physician price column 713, additional fee column 714, and total amount column 715, an anesthesia price column 716. As illustrated in FIG. 7B, the expanded information for a particular procedure category further includes, for each service categorized as a sub-procedure of the procedure category, in addition to a medical code number used to identify the service, a base facility rate, a base physician rate, an adjusted facility rate, and an adjusted physician rate as described above with reference to FIG. 7A, a base anesthesia rate and an adjusted anesthesia rate.

In the present example, as further illustrated in FIG. 7B, the expanded information for a particular procedure category further includes, in addition to physician price field 711a and facility price field 711b, an anesthesia price field 711c that specifies a price that will be applied by the provider user for each anesthesia service performed in association with the services that have been categorized under the expanded procedure category.

For example, pricing tool 137 can be configured to enable the user select between using the average of the corresponding adjusted anesthesia rates for all services listed in the expanded display for a procedure category for the price values within anesthesia price field 711c or the highest of the corresponding adjusted anesthesia rates for all services listed in the expanded display for a procedure category for the price values within anesthesia price field 711c. In exemplary embodiments, pricing tool 137 can be further configured to allow the provider user accessing service pricing page 700 to access anesthesia price field 711c to input a particular price value within this field.

As further indicated in the example screen shot illustrated in FIG. 7B, the row entry for a particular procedure category will include a pricing value under anesthesia price column 716 that corresponds to the pricing value that is specified within anesthesia price field 711c in the expanded display for the procedure category. In this regard, pricing tool 137 can be configured to dynamically update the pricing value provided under anesthesia price column 716 in response to changes to the price value within anesthesia price field 711c. As discussed above, in exemplary configurations of pricing tool 137, such changes to the price value within anesthesia price field 711c in the expanded display for a particular procedure category may occur in response to changes to any of the current value that is specified in anesthesia location rate field 704f of locality adjustment section 704, the current percentage value that is specified in anesthesia rate adjustment field 706c of recommended rate adjustment section 706, changes in the particular method employed by pricing tool 137 to derive and set the price value within anesthesia price field 711c, and direct entries of a particular price value by a provider user within anesthesia price field 711c.

As further illustrated in FIG. 7B, the row entry for a particular procedure category can include a pricing value under total amount column 715 that is provided as a sum of the price values listed under facility price column 712, physician price column 713, anesthesia price column 716, and, if included, additional fee column 714 in the row entry for a particular procedure category. This represents the actual price at which each service listed in the expanded display for a procedure category would be offered for purchase via marketplace system 100 as a bundled set of services from the provider user accessing service pricing page 700 via provider portal 130. In exemplary embodiments, pricing tool 137 can be further configured to provide an option via user interface controls implemented within

43

service pricing page 700 for a provider user that is accessing the service pricing page 700 and has selected a medical specialty from drop-down menu 702 for which pricing tool 137 recognizes that the respective information records for services indicated as being commonly associated with the selected medical specialty within service pricing information database 114m include information records having an indication that the service is a primary service of a bundled set of services that a secondary service associated with the primary service in the bundled set is an anesthesia procedure to not include information and options pertaining to the associated anesthesia procedures and anesthesia pricing information within the service pricing page for the selected medical specialty.

FIG. 7C is a screen shot illustrating a third example of a graphical user interface provided by service pricing page 700 for a user accessing provider portal 130 in association with a registered hospital system account. In the example illustrated in FIG. 7C, the user has selected "GI" (gastroenterology) from medical specialty drop-down menu 702, and pricing tool 137 has, in response to this selection, configured the user interface options and populated the information displayed within locality adjustment section 704, rate adjustment section 706, and detailed pricing information section 708 in accordance with the selection of "GI" from drop-down menu 702.

In general, as shown in FIG. 7C, detailed pricing information section 708 is generated by pricing tool 137 as a table with various interactive user interface controls that includes, in addition to procedure column 711, facility price column 712, physician price column 713, additional fee column 714, and total amount column 715, a pathology price column 717.

As illustrated in FIG. 7C, the expanded information for a particular procedure category further includes, for each service categorized as a sub-procedure of the procedure category, in addition to a medical code number used to identify the service, a base facility rate, a base physician rate, an adjusted facility rate, and an adjusted physician rate as described above with reference to FIG. 7A, a base pathology rate. The base pathology rate for each service listed in the expanded display is obtained by pricing tool 137 from the pathology rate for the service that is stored within the respective information record maintained for the service within service pricing information database 114m for display within detailed pricing information section 708.

In the present example, as further illustrated in FIG. 7C, the expanded information for a particular procedure category further includes, in addition to physician price field 711a and facility price field 711b, a pathology price field 711d that specifies a price that will be applied by the provider user for each pathology service performed in association with the services that have been categorized under the expanded procedure category. In exemplary embodiments, pricing tool 137 can be configured to derive and include an initial, default price value within pathology price field 711d. For example, pricing tool 137 can derive and set the default price value within pathology price field 711d as the average of the base pathology rates for all services listed in the expanded display for a procedure category. In exemplary embodiments, pricing tool 137 can be further configured to allow the provider user accessing service pricing page 700 to access pathology price field 711d to input a particular price value within this field.

As further indicated in the example screen shot illustrated in FIG. 7C, the row entry for a particular procedure category will include a pricing value under pathology price column 717 that corresponds to the pricing value that is specified

44

within pathology price field 711d in the expanded display for the procedure category. In this regard, pricing tool 137 can be configured to dynamically update the pricing value provided under pathology price column 717 in response to changes to the price value within pathology price field 711d. As further illustrated in FIG. 7B, the row entry for a particular procedure category can include a pricing value under total amount column 715 that is provided as a sum of the price values listed under facility price column 712, physician price column 713, pathology price column 717, and, if included, additional fee column 714 and anesthesia price column 716 in the row entry for a particular procedure category. This represents the actual price at which each service listed in the expanded display for a procedure category would be offered for purchase as a bundled set of services via marketplace system 100 from the provider user accessing service pricing page 700 via provider portal 130.

In exemplary embodiments, the functionality that is provided within provider portal 130 for users of hospital system accounts can further include a set of user interface controls implemented by service selling service 135 that can be accessed by a user of a hospital system account to sell prepaid purchases of services to a customer in-person by operating a client system located at, for example, a medical clinic being visited by the customer to access application server 116. In this regard, service selling service 135 may provide functionality allowing a user of a hospital system account to sell, in addition to services that are offered for purchase by the hospital within server system 100, services that are constructed by a user of a hospital system account, including bundled sets of services.

In exemplary embodiments, the user interface implemented by account management service 131 may be further configured to provide user interface controls for requesting authorization for payment of a predetermined fee to gain access to the ability to offer healthcare products for purchase within marketplace system 100. Such a fee may be, for example, a one-time charge or a periodic charge (such as a monthly, biannual, or annual fee).

Upon the user indicating an intention to offer a healthcare product for purchase (for example, by selecting a "Offer Service" tab within the pharmacy account page implemented by provider portal 130), the user will be able to initiate a product offering with product management service 134 to offer a healthcare product for purchase via server system 110.

Upon the user indicating an intention within the pharmacy account page implemented by provider portal 130 to access various account management functions, the pharmacy administrator can access various user interface elements provided by account management service 131 to, for example, manage pharmacy and payment or compensation information, manage information pertaining to products offered for purchase by the pharmacy, and view a history of transactions performed for products offered for purchase by the pharmacy within server system 110.

In exemplary embodiments disclosed herein, because certain healthcare information may be considered highly confidential, marketplace system 100 can be implemented to provide for a high-level of security for information transferred between client applications executing on client systems 142 and application server 116. For illustration, whenever applicable, marketplace system 100 (for example, for operations and functionalities) may be implemented to comply with requirements under the Health Insurance Portability and Accountability Act (HIPAA). For example, if certain type of information should not be accessible to a specific

45

party (for example, a prescription product manufacturer or service provider) according to HIPAA requirements or other confidentiality concerns, system **100** can implement information-control or information-protection measures that ensure the specific party cannot access that type of information. As another example, to protect patient privacy, information transmitted over a computer or communication network, such as information transmitted between application server **116** and any client system **140** and electronic messages transmitted by server system **110**, can be encrypted. In exemplary embodiments, system **100** can be HIPAA-validated to ensure privacy and comply with all requirements.

FIG. **8** illustrates a flow chart of an insurance policy stored in the insurance database (**114o**, shown in FIG. **2**) executed by the application server (**116**, shown in FIG. **2**). The insurance database is programmed to provide an optimized bundled price **802** for healthcare services. For exemplary purposes, the system maximizes collections at each phase in the user's care cycle. For various phases there is an option for paying the payment **804**. The patient is referred or scheduled for a procedure, where the patient may receive a push notification to pay prospectively. Alternatively, the patient checks-in at a provider's location and the patient pays at the point of service such as by cash, card, digital wallet, etc. Alternatively, the patient is made to pay after services are provided and/or at discharge wherein, the patient receives a push notification to pay retrospectively.

Further, each of the patient's information is monitored such as but not limited to a doctor's order/schedule (for example, CHC Redox), propensity to pay data (CHC-Vendor), benefit status (CHC-ribbon health) and CareCredit pre-approval. Based on the patient information, a doctor's order is matched. Further, the price is set based on the patient's capacity and/or willingness to pay for the service and/or product. Further, each payment is monitored to check if a patient is paying out-of-pocket. The system compares the bundled price to the remaining patient deductible to determine the patient's capacity to pay for the services and/or product. Furthermore, patients are allowed to pay either in full or through CareCredit.

The system is configured to pay the optimal price in full every time to the hospital/physician/pharmacy and any associated service provider. The procedure is transparent and acceptable to both patients and the provider. The service providers collect the maximum data on the patients who are willing to pay. Further, the hospital may leave revenue on the table by charging less than what patients are willing to pay.

The application server (**116**, shown in FIG. **2**) processes the data stored in the insurance database **114o** and allows the user to access the insurance information via an insurance management service (**14**, shown in FIG. **2**). The hospital sends an electronic claim to the system after care is delivered to the patient. The system then distributes payment and sends an electronic remittance file based on the information stored in the insurance database **114o**. The system passes the electronic claim to the insurance company **806** to update the patient's accumulator (not for reimbursement). The insurance **806** then notifies the system of accumulator status. The system then sends an update to the patients.

FIG. **9** illustrates a block diagram of a virtual payment system manager **170** communicating with a client system in a healthcare marketplace system in accordance with another exemplary embodiment of the present invention. As noted above, exemplary embodiments of the present invention may be implemented to provide a virtual payment system for facilitating and accounting for the exchange of payment for

46

services and products purchased by (or otherwise purchased on behalf of) patients and offered by healthcare providers via the creation, transfer, and redemption of virtual funds within a central server system **110**.

In some exemplary embodiments, the virtual payment system manager **170** is configured to facilitate the tracking and management of promotional credits that may be offered by the providers of a healthcare marketplace system **100** to registered users of the server system **110** for taking certain actions within the system in association with their registered accounts.

For example, the providers of a marketplace system **100** may offer a promotion to potential customer users in which each user, upon completing registration of a respective customer account with server system **110**, will receive a credit of a specified amount of funds (for instance, a credit of \$25) that the customer user may use to purchase services and/or products offered within marketplace system **100** by provider users that are registered with server system **110**.

In one embodiment, the virtual payment system manager **170** is configured to, access the database server **112** to create the respective account information record for the virtual money account for the customer within the virtual money account database **114o**, and access database server **112** to create a new virtual fund corresponding to a specified amount for a promotional credit within the database of virtual fund objects included in the respective account information record.

In this regard, the virtual payment system manager **170** generates a unique identifier for the new virtual fund object being created and defines the attributes of the object to include an indication of the value of the corresponding virtual funds, the unique identifier generated for the object, an indication that the original funding source is a credit that was conveyed by the providers of marketplace system **100**, a creation timestamp for the object, an indication that the corresponding virtual funds for the object are not presently allocated to use as payment for an offered service or product purchased within the marketplace system, and, optionally, an indication of an expiration date for the promotional credit by which the customer user must use the credited funds to purchase the services and/or products offered within marketplace system **100**.

In such an example, the virtual payment system manager **170** is configured to further access database server **112** to also create a corresponding new virtual fund object for the promotional credit within the container of virtual fund objects included in the respective account information record for a respective virtual money account that is being maintained within virtual money account database **114o** for an entity that provides the marketplace system (which may have already been established, for example, by a backend administrator of server system **110**). More specifically, virtual payment system manager **170** generates a unique identifier for the new virtual fund object being created and define the attributes of the object to include an indication of the value of the corresponding virtual funds as a negative value, the unique identifier generated for the object, an indication that the original funding source is a corresponding amount of real currency held within an external financial account maintained by the providers of marketplace system **100** (and thereby owed to the virtual payment system by the marketplace system providers), and a creation timestamp for the object.

In one embodiment the virtual payment system manager **170** is also configured to, upon creating the corresponding virtual fund objects for the promotional credit within the

respective account information records for the virtual money accounts for the customer user and the entity that provides the marketplace system within virtual money account database **114o**, updates the total balance values and available balance values included in the sets of general information within the respective account information records for the respective virtual money accounts appropriately to reflect the newly-created virtual fund objects.

In the example illustrated in FIG. 9, the particular components that are utilized for providing the virtual payment system are integrated within system **100** in conjunction with the components of the system as described above and herein below with reference to the exemplary embodiments illustrated in FIGS. 1 and 2. In particular, as depicted in FIG. 9, application server **116** is further implemented to include virtual payment system manager **170**. As also depicted in FIG. 9, data store **114** further comprises virtual money account database **114p**, which is maintained by database server **112**, is accessed by application server **116**.

In the present exemplary embodiment, virtual payment system manager **170** is shown in FIG. 9 as including a virtual account management module **171**, a transaction tracking module **172**, a communication module **173**, a virtual fund creation and disbursement module **174**, a virtual payment processing module **175**, and an adjustment processing module **176**. In general, the various modules implemented within virtual payment system manager **170** in the present exemplary embodiments are configured to interact with one another, customer portal **120**, provider portal **130**, and data store **114** via database server **112** to perform the various operations described in the examples provided above pertaining to exemplary embodiments in which a virtual payment system is implemented within server system **110**.

The virtual account management module **171** is configured to access virtual money account database **114p** to create respective account information records for respective virtual money accounts of participants to transactions conducted within marketplace system **100**. The virtual account management module **171** retrieves, maintains, performs modifications to respective information account records as necessary in response to participants that are logged-in to server system **110** accessing the account management functions provided by account management service **122** or account management service **131** to manage and view information pertaining to the respective virtual money accounts for the participants within the virtual payment system.

Transaction tracking module **172** can, for example, be configured to dynamically perform updates to the accounting details pertaining to transactions conducted within the virtual payment system. The module **172** dynamically calculates and performs updates to the balance values that are included within the general information in the respective account information records for the respective virtual money accounts in response to transactions conducted within the virtual payment system.

Further, module **172** dynamically performs processing for handling virtual fund objects that have been created within the virtual money account based on promotional credits that have expired in response to such expirations occurring, and dynamically perform processing for reversing payment processing operations performed within the virtual payment system for purchases of offered services and products that have not been redeemed within expiration periods specified for such purchases in response to the end of such expiration periods being reached.

Communication module **173** can, for example, be configured to generate notifications and reports with respect to

virtual money accounts managed and transactions conducted within the virtual payment system, transmit generated notifications and reports to corresponding components of customer portal **120** and provider portal **130**, receive notifications and information from corresponding components of customer portal **120** and provider portal **130**, and process such received notifications and information.

Virtual fund creation and disbursement module **174** can, for example, be configured to implement functionality for creating or instantiating new virtual fund objects within respective account information records for virtual money accounts as needed for transactions conducted within the virtual payment system, processing disbursement requests within the virtual payment system (including functionality for deleting virtual fund objects), and performing automatic periodic disbursements for virtual money accounts within the virtual payment system.

Virtual payment processing module **175** can, for example, be configured to implement functionality for performing operations for facilitating payment processing within the virtual payment system for purchases of offered services and products by customers users registered with server system **110**, as well as to perform corresponding updates to the attributes defining the virtual fund objects within the respective account information records in response to performing such operations for facilitating payment processing within the virtual payment system. Adjustment processing module **176** can, for example, be configured to implement functionality for performing operations for processing cancellation requests, refund requests, and other modifications to purchases of offered services and products for which payment processing is handled within the virtual payment system, as well as to perform corresponding updates to the attributes defining the virtual fund objects within the respective account information records in response to performing such operations for processing cancellation requests, refund requests, and other modifications to purchases within the virtual payment system.

In exemplary embodiments disclosed herein, because certain healthcare information may be considered highly confidential, marketplace system **100** can be implemented to provide for a high-level of security for information transferred between client applications executing on client systems **142** and application server **116**. For illustration, whenever applicable, marketplace system **100** (for example, for operations and functionalities) may be implemented to comply with requirements under the Health Insurance Portability and Accountability Act (HIPAA). As another example, to protect patient privacy, information transmitted over a computer or communication network, such as information transmitted between application server **116** and any client system **140** and electronic messages transmitted by server system **110**, can be encrypted. In exemplary embodiments, system **100** can be HIPAA-validated to ensure privacy and comply with all requirements.

FIG. 10 illustrates a block diagram of the application server showing a deductible checker, shopping cart and drug discount card in accordance with another embodiment of the present invention. The application server **116** may further include a deductible checker **1002** to look up the patient's deductible, a shopping cart **1004** for providing details of pricing to the user, and a drug discount card **1006** for the user for subscription of healthcare services.

The deductible checker **1002** allows patient's/user's to look up their deductible and to let the user know whether the healthcare service offered is at better and/or competitive prices. The shopping cart **1004** is automatically communi-

cated to the registered users with the pricing details of the healthcare services with which they intend to proceed. The shopping cart **1004** is automatically communicated such as but not limited to email, SMS, flashing on the graphical user interface, and any other similar communication networks etc. The shopping cart **1004** automatically checks for any deductibles, insurance and accordingly generates the pricing for the user.

In another embodiment, the shopping cart **1004** is verified by an analyst to confirm the pricing. Thus, the shopping cart is sent to the analyst system and then to the user. This allows the user to pre-pay for the healthcare services. Further, the shopping cart **1004** is generated with the right bundled prices (e.g. accounting for discounts when certain procedures are purchased together etc.). The drug discount card **1006** is provided to the users who subscribe to the healthcare services.

FIG. **11** is a process flow illustrative of an example aspect of patient lifecycle event triggered shopping cart provisioning design. The method depicted in FIG. **11** is given from the perspective of an exemplary patient lifecycle event triggered shopping cart provisioning engine (SCPE) implemented via processor-executable program instructions executing on the SCPE processor **604**, depicted in FIG. **5**. In various embodiments, the processor **604** implementing the process **1100** may be configured in an exemplary system **100** as described herein with reference to any of FIGS. **1**, **6**, and **9**. For example, the depicted process may execute as processor executable program instructions on processor **604** configured in the application server **116**, depicted in FIGS. **1**, **6**, and **9**. In various embodiments, the method depicted in FIG. **11** may also be understood as from the perspective of processor-executable program instructions executing on a mobile device operably coupled with the network **150**, depicted at least in FIGS. **1**, **6**, and **9**. In the illustrated embodiment, the SCPE executes as program instructions on the processor **604**, depicted in FIG. **5**. In some embodiments, the SCPE may execute as a cloud service communicatively and operatively coupled with system services, hardware resources, or software elements local to and/or external to the SCPE processor **604**.

The depicted method **1100** begins at step **1105** with the processor **604** receiving an electronic message comprising a patient medical data update. The electronic message may include an EHR (Electronic Health Record). The EHR may include updated patient medical data. The patient medical data may be updated relative to historical patient medical data. The processor **604** may access and store the patient medical data using the customer profile database **114a**, depicted in FIG. **2**.

Then, the method continues at step **1110** with the processor **604** determining if a patient lifecycle event is detected based on the updated patient medical data. The processor **604** executes the process **1200**, depicted by FIG. **12** and described herein, to determine if a patient lifecycle event is detected. The processor **604** may determine if a patient lifecycle event is detected based on accessing and storing patient, practice, or condition data using, for example, any of customer profile database **114a**, practice group profile database **114c**, or condition information database **114f**, depicted in FIG. **2**.

Then, the method continues at step **1115** with the processor **604** performing a test to determine if a patient lifecycle event is detected, based on the execution of process **1200** by the processor **604** at step **1110**. Upon a determination by the processor **604** at step **1115** that a patient lifecycle event has not been detected, the method continues at step **1105** with

the processor **604** receiving an electronic message comprising a patient medical data update.

Upon a determination by the processor **604** at step **1115** that a patient lifecycle event has been detected, the method continues at step **1120** with the processor **604** executing the process **1300**, depicted by FIG. **13** and described herein, to determine a medical service bundle to be offered. The processor **604** may determine the medical service bundle based on accessing and storing medical service data using any of customer profile database **114a**, physician profile database **114b**, practice group profile database **114c**, condition information database **114f**, or available service database **114g**, depicted in FIG. **2**.

Then, the method continues at step **1125** with the processor **604** executing the process **1400**, depicted by FIG. **14** and described herein, to offer the medical service bundle for selection and prepayment. For example, the processor **604** may offer the medical service bundle for selection and payment through the customer portal **120** (depicted by FIG. **2**), using techniques similar to those described herein with reference to the account management service **122** and purchasing service **126** (both depicted by FIG. **2**).

Then, the method continues at step **1130** with the processor **604** performing a test to determine if payment for the medical service bundle has been received. Upon a determination by the processor **604** at step **1130** payment has not been received, the method continues at step **1105** with the processor **604** receiving an electronic message comprising a patient medical data update.

Upon a determination by the processor **604** at step **1130** payment was received, the method continues at step **1135** with the processor **604** scheduling the paid services. In various embodiments, the method may repeat. In some designs, the method may end.

FIG. **12** is a process flow illustrative of an example aspect of patient lifecycle event triggered shopping cart provisioning design. The method depicted in FIG. **12** is given from the perspective of an exemplary patient lifecycle event triggered shopping cart provisioning engine (SCPE) implemented via processor-executable program instructions executing on the SCPE processor **604**, depicted in FIG. **5**. In various embodiments, the processor **604** implementing the process **1200** may be configured in an exemplary system **100** as described herein with reference to any of FIGS. **1**, **6**, and **9**. In various embodiments, the method depicted in FIG. **12** may also be understood as from the perspective of processor-executable program instructions executing on a mobile device operably coupled with the network **150**, depicted at least in FIGS. **1**, **6**, and **9**. For example, the depicted process may execute as processor executable program instructions on processor **604** configured in the application server **116**, depicted in FIGS. **1**, **6**, and **9**. In the illustrated embodiment, the SCPE executes as program instructions on the processor **604**, depicted in FIG. **5**. In some embodiments, the SCPE may execute as a cloud service communicatively and operatively coupled with system services, hardware resources, or software elements local to and/or external to the SCPE processor **604**. The depicted method **1200** begins at step **1205** with the processor **604** performing a test to determine if the patient is a new patient. The processor **604** may implement the test to determine if the patient is a new patient based on patient medical data encoded by an EHR.

Upon a determination by the processor **604** at step **1205** the patient is a new patient, the method continues at step **1245** with the processor **604** indicating to the invoking process that a patient lifecycle event occurred.

51

Upon a determination by the processor 604 at step 1205 the patient is not a new patient, the method continues at step 1210 with the processor 604 determining the patient's historical patient lifecycle state based on patient medical data. The historical patient lifecycle state may be the patient's lifecycle state previous to the current invocation of process 1200. The historical patient lifecycle state may be administratively assigned. The historical patient lifecycle state may be programmatically determined by the processor 604 as a function of patient medical data encoded by an EHR. The processor 604 may determine the historical patient lifecycle state based on, for example, patient medical data encoded by a previously processed EHR, administratively configured patient medical data, or an administratively configured lifecycle state.

In illustrative examples, the EHR may encode patient physiological data such as, for example, a laboratory test report indicating the concentration of a substance in the patient's body, or a test result indicating a measured patient physiological parameter such as blood pressure, heart rate, weight, or height. The processor 604 may programmatically determine the historical patient lifecycle state based on, for example, operations such as comparing, or correlating, patient medical data encoded by an EHR with one or more range of similar data to determine the patient lifecycle state. In an illustrative example, the processor 604 may determine the patient lifecycle state to be new patient, well patient, acute care patient, chronic care patient, or recovering patient. Other patient lifecycle states may be determined by the processor 604 based on programmatically analyzing patient medical data such as laboratory results and measurements to determine correspondence with standardized or administratively determined medical data ranges. For example, at step 1210 the processor 604 may determine a patient with a blood pressure in a predetermined range is an acute care patient based on patient medical data encoded by an EHR.

Then, the method continues at step 1215 with the processor 604 determining the current patient lifecycle state based on updated patient medical data. The processor 604 may programmatically determine the current patient lifecycle state based on updated patient medical data encoded by an EHR. The EHR encoding updated patient medical data may be provided as input to the system as a result of a patient's examination by a medical professional. The EHR encoding updated patient medical data may be provided as input to the system as a result of a measurement by a doctor during a patient visit. The EHR encoding updated patient medical data may be provided as input to the system as a result of a measurement remotely performed by a patient in a care context such as telemedicine, or self-care by the patient in the patient's home. The operations performed by the processor 604 to determine the current patient lifecycle state at step 1215 are in line with the operations performed by the processor 604 at step 1210 to determine the historical patient lifecycle state. In any case, the processor 604 at step 1215 determines the current patient lifecycle state based on evaluating patient medical data that has been updated. In this example, the patient medical data has been updated relative to the patient medical data analyzed by the processor 604 at step 1210 to determine the historical patient lifecycle state.

Then, the method continues at step 1220 with the processor 604 comparing the historical patient lifecycle state determined by the processor 604 at step 1210 with the current patient lifecycle state determined by the processor 604 at step 1215, to determine if a patient lifecycle event occurred based on the comparison. In an illustrative

52

example, the processor 604 may compare the historical and current lifecycle states based on comparing archived patient medical data with updated patient medical data.

Then, the method continues at step 1225 with the processor 604 performing a test to determine if the patient condition changed. The processor 604 may determine if the patient condition changed based on comparing archived patient medical data, such as, for example, a previous blood pressure measurement or laboratory test result, with patient medical data updated by a more recent measurement or result. For example, the processor 604 may determine patient condition changed if a more recent test result or measurement is in a different range than a previous test result or measurement. Upon a determination at step 1225 by the processor 604 patient condition changed, the method continues at step 1245 with the processor 604 indicating to the invoking process that a patient lifecycle event occurred.

Upon a determination by the processor 604 at step 1225 the patient condition did not change, the method continues at step 1230 with the processor 604 performing a test to determine if the patient status changed. The processor 604 may determine if patient status changed based on administratively configured or programmatically determined patient status. The processor 604 may determine if patient status changed based on comparing archived patient data with updated patient data. The patient data used by the processor 604 to determine patient status may be medical, billing, payment, insurance, or other data. In an illustrative example, patient status may be new patient, active patient, inactive patient, former patient, referral patient, or referred patient. For example, the processor 604 may determine patient status changed from active to inactive if the patient has not kept an appointment for at least a predetermined time period. The processor 604 may determine the patient is a new patient if patient records were not previously accessible to the system. A referral patient may have been referred from another medical practice, and in view of this, patient care of such a patient may benefit from customized consideration, in line with what may be known by one of skill in the art. A referred patient may have specific goals resulting in the patient's referral to another medical practice, or to a specialist, for example. In an illustrative example, the referred patient may benefit from optional services offered through the specialist's practice. In any case, upon a determination by the processor 604 at step 1230 the patient status changed, the method continues at step 1245 with the processor 604 indicating to the invoking process that a patient lifecycle event occurred.

Upon a determination by the processor 604 at step 1230 the patient status did not change, the method continues at step 1235 with the processor 604 performing a test to determine if another patient lifecycle event occurred. The operations performed by the processor 604 at step 1235 to determine if another patient lifecycle event has occurred may include comparing archived patient data with updated patient data encoded by an EHR received with a notification or administratively configured in the system. In any case the processor 604 may determine a patient lifecycle event other than a change in patient condition or status has occurred, based on comparing the archived and updated patient data, to determine if a change has occurred based on the comparison. The change detected by the processor 604 may be any change in patient data that has not been identified previously.

Upon a determination by the processor 604 at step 1235 another patient lifecycle event has not occurred, the method

53

continues at step 1250 with the processor 604 indicating to the invoking process that no patient lifecycle event occurred.

Upon a determination by the processor 604 at step 1235 another patient lifecycle event has occurred, the method continues at step 1240 with the processor 604 determining the patient lifecycle event that did occur, based on the patient lifecycle state comparison performed by the processor 604 at step 1220. The operations performed by the processor 604 to determine the patient lifecycle event at step 1240 are in line with the operations performed by the processor 604 at step 1225 and step 1230 with deeper analysis of the patient data at step 1240. The patient data analysis performed by the processor 604 at step 1240 may include lifecycle event determination based on patient data input to a predictive analytic, machine learning, or artificial intelligence model trained with patient data.

Then, the method continues at step 1245 with the processor 604 indicating to the invoking process that a patient lifecycle event occurred. In various embodiments, the method may repeat. In some designs, the method may end.

FIG. 13 is a process flow illustrative of an example aspect of patient lifecycle event triggered shopping cart provisioning design. The method depicted in FIG. 13 is given from the perspective of an exemplary patient lifecycle event triggered shopping cart provisioning engine (SCPE) implemented via processor-executable program instructions executing on the SCPE processor 604, depicted in FIG. 5. In various embodiments, the processor 604 implementing the process 1300 may be configured in an exemplary system 100 as described herein with reference to any of FIGS. 1, 6, and 9. For example, the depicted process may execute as processor executable program instructions on processor 604 configured in the application server 116, depicted in FIGS. 1, 6, and 9. In various embodiments, the method depicted in FIG. 13 may also be understood as from the perspective of processor-executable program instructions executing on a mobile device operably coupled with the network 150, depicted at least in FIGS. 1, 6, and 9. In the illustrated embodiment, the SCPE executes as program instructions on the processor 604, depicted in FIG. 5. In some embodiments, the SCPE may execute as a cloud service communicatively and operatively coupled with system services, hardware resources, or software elements local to and/or external to the SCPE processor 604. The depicted method 1300 begins at step 1305 with the processor 604 creating a default service bundle. The default service bundle created by the processor 604 may include a service for which a patient is already registered. The service for which the patient is already registered may be a primary service. The default service bundle may include a service window parameter related to a bundled service, such as, for example, location, facility, time slot, or doctor. The processor 604 may create the default service bundle as an empty bundle with no service, or no service window.

Then, the method continues at step 1310 with the processor 604 identifying appropriate optional services to offer to the patient based on patient medical data. The processor 604 may determine an optional service is appropriate to a patient if the optional service considered is not contraindicated by medical care standards, in view of the patient's medical condition. The patient's medical condition may be determined by the processor 604 using techniques like those described herein with reference to process 1200, depicted by FIG. 12.

Then, the method continues at step 1315 with the processor 604 determining if any of the optional services determined at step 1310 by the processor 604 as appropriate are

54

medically indicated for the patient based on the current patient lifecycle event and patient medical data. The processor 604 may determine an optional service is medically indicated for a patient if the service is related by medical care standards to the patient condition. For example, if a medical care standard suggests a doctor treating a patient with a given condition should also consider treatment with a particular class of drug or screening by a particular test for another condition, the processor 604 may determine that consideration of the drug treatment or screening test may be medically indicated for the patient based on the current patient lifecycle event and patient medical data. The current patient lifecycle event may be determined by the processor 604 using techniques similar to those described herein with reference to process 1200, depicted by FIG. 12.

Then, the method continues at step 1320 with the processor 604 performing a test to determine if medically indicated procedures should be added to the default service bundle, based on the determination by the processor 604 at step 1315, as to whether appropriate optional services may be medically indicated. Upon a determination at step 1320 by the processor 604 some appropriate optional service is medically indicated; the method continues at step 1325 with the processor 604 adding at least one medically indicated appropriate optional service to the default service bundle. The service added to the service bundle by the processor 604 may include a service window parameter related to the added service, such as, for example, location, facility, time slot, or doctor.

Upon a determination at step 1320 by the processor 604 no appropriate optional service is medically indicated; the method continues at step 1330 with the processor 604 performing a test to determine if a follow-up service may be added to the service bundle. A follow-up service may be, for example, mandatory, such as a post-surgical visit for suture removal. In some cases, a follow-up service may be optional. A candidate follow-up service considered by the processor 604 for addition to the service bundle may be a follow-up service to a primary service, or a follow-up service to an optional service. Upon a determination by the processor 604 at step 1330 some follow-up service may be added to the service bundle, the method continues at step 1335 with the processor 604 adding at least one follow-up service to the service bundle.

Upon a determination by the processor 604 at step 1330 no follow-up service may be added to the service bundle, the method continues at step 1340 with the processor 604 determining if additional optional services are available within the same service window (for example, location, facility, time slot, or doctor) as a primary service.

Then, the method continues at step 1345 with the processor 604 performing a test to determine if an optional service available in the same service window as a primary service may be added to the service bundle. Upon a determination at step 1345 by the processor 604 an optional service available in the same service window as a primary service may be added to the service bundle, the method continues at step 1350 with the processor 604 adding to the service bundle an optional service available within the same service window as a primary service.

Upon a determination at step 1345 by the processor 604 no optional service available in the same service window as a primary service may be added to the service bundle, the method continues at step 1355 with the processor 604 determining if performing bundled services in another optional service window (that is, a service window different from, or alternative to, the primary service window) would



55

improve resource utilization. The resource utilization data evaluated by the processor 604 at step 1355 may include facility, equipment, or medical professional cost per unit time, percent idle time, or percent active time. The processor 604 may determine if resource utilization may be improved based on comparing calculated projected utilization of one or more resource based on the resource utilization data for more than one service window. The processor 604 may determine the relative cost to provide service in various service windows, to facilitate offering a discount determined by the processor 604 as a function of relative resource utilization between the service windows.

Then the method continues at step 1360 with the processor 604 performing a test to determine if offering service in an alternative service window would improve resource utilization, based on the evaluation of resource utilization in optional service windows performed by the processor 604 at step 1355. Upon a determination by the processor 604 at step 1360 offering service in an alternative service window would improve resource utilization, the method continues at step 1365 with the processor 604 adding an optional service window to the service bundle.

Upon a determination by the processor 604 at step 1360 offering service in an alternative service window would not improve resource utilization, the method continues at step 1370 with the processor 604 adding a prepayment discount determined as a function of relative service window resource utilization to the service bundle offer. In various embodiments, the method may repeat. In some designs, the method may end.

FIG. 14 is a process flow illustrative of an example aspect of patient lifecycle event triggered shopping cart provisioning design. The method depicted in FIG. 14 is given from the perspective of an exemplary patient lifecycle event triggered shopping cart provisioning engine (SCPE) implemented via processor-executable program instructions executing on the SCPE processor 604, depicted in FIG. 5. In various embodiments, the processor 604 implementing the process 1400 may be configured in an exemplary system 100 as described herein with reference to any of FIGS. 1, 6, and 9. For example, the depicted process may execute as processor executable program instructions on processor 604 configured in the application server 116, depicted in FIGS. 1, 6, and 9. In various embodiments, the method depicted in FIG. 14 may also be understood as from the perspective of processor-executable program instructions executing on a mobile device operably coupled with the network 150, depicted at least in FIGS. 1, 6, and 9. In the illustrated embodiment, the SCPE executes as program instructions on the processor 604, depicted in FIG. 5. In some embodiments, the SCPE may execute as a cloud service communicatively and operatively coupled with system services, hardware resources, or software elements local to and/or external to the SCPE processor 604. The depicted method 1400 begins at step 1405 with the processor 604 constructing a shopping cart based on the service bundle offer predetermined by the processor 604 executing the process 1300, depicted by FIG. 13.

Then, the method continues at step 1410 with the processor 604 presenting the shopping cart of bundled services to a patient as a function of service window (for example, a service window may include location, facility, time slot, doctor, or other variables) and a prepayment discount. The shopping cart of bundled services may be presented to the patient in an email, text message, mobile app, web page, chat window, or automated phone call. Various designs may enable the patient to select from among the offered services

56

presented in the shopping cart. In an illustrative example, the shopping cart may offer a choice of service window with some services. For example, given an offered service such as a particular medical procedure, a service window choice presented to the patient with the medical procedure may include a choice of location, facility, time slot, doctor, or other optional procedures available within the service window. In some cases, more than one service window may be presented to a patient for selection. The service window choice may include a prepayment discount. More than one prepayment discount amount or prepayment discount percentage may be offered to a patient. The prepayment discount may vary as a function of the service window. The prepayment discount may be determined as a function of medical practice resource utilization, medical practice cost per unit time to provide a service in the service window, or medical professional availability during the service window. The prepayment discount may be a prepayment discount valid for prepayment before a predetermined date.

Then, the method continues at step 1415 with the processor 604 receiving an indication of patient service selection from the shopping cart of bundled services presented to the patient by the processor 604 at step 1410. The indication of patient service selection may be an indication the patient did not select an offered service after a predetermined time. The indication of patient service selection may be an indication the patient rejected the offered services.

Then, the method continues at step 1420 with the processor 604 performing a test to determine if the patient selected a service. Upon a determination by the processor 604 at step 1420 the patient did not select a service, the method continues at step 1425 with the processor 604 optionally adjusting the prepayment discount, and the method continues at step 1405 with the processor 604 constructing a shopping cart based on a service bundle offer.

Upon a determination by the processor 604 at step 1420 the patient selected a service, the method continues at step 1430 with the processor 604 applying the prepayment discount to the selected services, and the method continues at step 1435 with the processor 604 accepting payment. In various embodiments, the method may repeat. In some designs, the method may end.

FIG. 15 is a process flow illustrative of an example aspect of downstream backend bundling of debt from healthcare services after the services have been provided. The method depicted in FIG. 15 is given from the perspective of an exemplary backend bundling engine (BEBE) implemented via processor-executable program instructions executing on the BEBE processor 604, depicted in FIG. 5. In various embodiments, the processor 604 implementing the process 1500 may be configured in an exemplary system 100 as described herein with reference to any of FIGS. 1, 6, and 9. For example, the depicted process may execute as processor executable program instructions on processor 604 configured in the application server 116, depicted in FIGS. 1, 6, and 9. In various embodiments, the method depicted in FIG. 15 may also be understood as from the perspective of processor-executable program instructions executing on a mobile device operably coupled with the network 150, depicted at least in FIGS. 1, 6, and 9. In the illustrated embodiment, the BEBE executes as program instructions on the processor 604, depicted in FIG. 5. In some embodiments, the BEBE may execute as a cloud service communicatively and operatively coupled with system services, hardware resources, or software elements local to and/or external to the BEBE processor 604. The depicted method 1500 begins at step 1505 with the processor 604 receiving selection of a



57

plurality of services previously provided to a user by a respective plurality of providers. The user may be, for example, a patient, a third-party payer, an employer, or an insurer. The processor 604 may present the plurality of services in a user interface for selection by the user. The user may select from the plurality of services via the user interface. In some cases, the processor 604 may present the plurality of services via a web service. The user may select from the plurality of services via the web service.

Then, the method continues at step 1510 with the processor 604 creating a backend bundle of the previously provided services to aggregate the debt of the services previously provided to the user.

Then, the method continues at step 1515 with the processor 604 determining a backend bundle price. The backend bundle price may be determined, for example, based on a location where at least one service was performed.

Then, the method continues at step 1520 with the processor 604 determining the user's propensity to pay the backend bundle price determined by the processor 604 at step 1515. The user's propensity to pay may be determined using a provider's propensity to pay/revenue cycle tools to determine which patients are the best candidates for backend bundling. In some cases, the processor 604 determination of the user's propensity to pay may be a propensity to pay score calculated by the processor 604 considering insurance status, credit rating, prior payment history, and/or remaining deductible.

Then, the method continues at step 1525 with the processor 604 performing a test to determine if the user's propensity to pay determined by the processor 604 at step 1520 is adequate for backend bundling. The processor 604 may compare a propensity to pay score calculated by the processor 604 at step 1520 to a predetermined threshold score, to determine if the user's propensity to pay is adequate for backend bundling financing of the healthcare services. Upon a determination by the processor 604 at step 1525 that the user's propensity to pay is adequate for backend bundling, the method continues at step 1540. Upon a determination by the processor 604 at step 1525 that the user's propensity to pay is not adequate for backend bundling, the method continues at step 1530.

At step 1530, the processor 604 performs a test to determine if more than one service of the plurality of services provided to the user is eligible for backend bundling. Upon a determination by the processor 604 at step 1530 that more than one service of the plurality of services provided to the user is eligible for backend bundling, the method continues at step 1535. Upon a determination by the processor 604 at step 1530 that not more than one service of the plurality of services provided to the user is eligible for backend bundling, the method continues at step 1565.

At step 1535, the processor 604 removes at least one service from the backend bundle created by the processor 604 at step 1510, to reduce the cost of the backend bundle to align with the user's propensity to pay determined by the processor 604 at step 1520. Then, the method continues at step 1515.

At step 1540, the processor 604 aggregates the debt of the backend bundled services. Then, the method continues at step 1545.

At step 1545, the processor 604 sends the aggregated debt to a billing provider, to transact and pay on behalf of the user. Then, the method continues at step 1550.

At step 1550, the processor 604 receives a single payment for the backend bundled services. The single received payment may be received from the user. The single received

58

payment may be received from a billing provider. The single received payment may be received from an asset exchange platform as a result of trading a digital health asset representing the bundled debt. The single received payment may be received from a financier or an investor in return for a predetermined rate of return. The financier or investor may be a healthcare provider that purchases the digital health asset in return for a percentage profit added to the provider's receivables account when the user pays their debt, providing current payment to the providers that performed the services, and a future cash flow increase to the financier or investor. Then, the method continues at step 1555.

At step 1555, the processor 604 allocates a plurality of payments for a respective plurality of providers from the single received payment. Then, the method continues at step 1560.

At step 1560, the processor 604 disburses the allocated payments to the plurality of providers. The disbursed payments may comprise virtual funds. Disbursing virtual funds payments to providers may reduce the effort or cost associated with paying providers, as a result of eliminating or reducing bank fees and bank transfer delays by making immediate virtual funds payments that may bypass a traditional banking system.

At step 1565, the processor 604 presents the user with payment options other than backend bundling financing. For example, the other payment options presented by the processor 604 at step 1565 may include Independent Dispute Resolution (IDR), price negotiation, or a payment plan.

In various embodiments, the method may repeat. In some designs, the method may end.

FIG. 16 is a process flow illustrative of an example aspect of upstream backend bundling as payment for healthcare services before the services are provided. The method depicted in FIG. 16 is given from the perspective of an exemplary backend bundling engine (BEBE) implemented via processor-executable program instructions executing on the BEBE processor 604, depicted in FIG. 5. In various embodiments, the processor 604 implementing the process 1600 may be configured in an exemplary system 100 as described herein with reference to any of FIGS. 1, 6, and 9. For example, the depicted process may execute as processor executable program instructions on processor 604 configured in the application server 116, depicted in FIGS. 1, 6, and 9. In various embodiments, the method depicted in FIG. 16 may also be understood as from the perspective of processor-executable program instructions executing on a mobile device operably coupled with the network 150, depicted at least in FIGS. 1, 6, and 9. In the illustrated embodiment, the BEBE executes as program instructions on the processor 604, depicted in FIG. 5. In some embodiments, the BEBE may execute as a cloud service communicatively and operatively coupled with system services, hardware resources, or software elements local to and/or external to the BEBE processor 604. The depicted method 1600 begins at step 1605 with the processor 604 presenting a plurality of services to a user for pre-paid selection. Then, the method continues at step 1610.

At step 1610, the processor 604 receives an indication of a predetermined bundled set selected by the user for prepaid purchase. The selected bundled set may be a bundled set of services selected from a group of bundled sets predetermined by a hospital, medical practice, or other health care provider. Then, the method continues at step 1615.

At step 1615, the processor 604 determines a pre-paid bundle price for the selected bundled set. Then, the method continues at step 1620.

59

At step 1620, the processor 604 presents the user with prepayment options for the user to pre-pay for the bundled set. In the depicted implementation, the prepayment options presented to the user by the processor 604 include an option to select backend bundling financing as prepayment. Then, the method continues at step 1625.

At step 1625, the processor 604 receives an indication of backend bundling financing selected by the user as prepayment. Then, the method continues at step 1630.

At step 1630, the processor 604 determines the user propensity to pay the pre-paid bundle price determined by the processor 604 at step 1615. The processor 604 may consider the user's payment history, credit rating, or other factors to calculate a propensity to pay score. Then, the method continues at step 1635.

At step 1635, the processor 604 performs a test to determine if the user's propensity to pay the pre-paid bundle price is adequate for backend bundling financing as prepayment. The processor 604 may compare the user's propensity to pay score to a predetermined threshold, to determine if the user's propensity to pay is adequate. Upon a determination by the processor 604 at step 1635 that the user's propensity to pay is not adequate, the method continues at step 1640. Upon a determination by the processor 604 at step 1635 that the user's propensity to pay is adequate, the method continues at step 1650.

At step 1640, the processor 604 performs a test to determine if the processor 604 should adjust the bundled set to reduce the bundled set cost. The processor may determine to adjust the bundled set based on the user's preferences or purchase history, the provider cost of one or more services, or the difference between the user's propensity to pay and a predetermined threshold used to evaluate the user's propensity to pay. For example, if the user's propensity to pay is within ten percent of an adequacy threshold, and if substituting one service for another service approved by a doctor would reduce the bundle cost to align with the user's propensity to pay and satisfy the adequacy test, the processor 604 may determine to adjust the bundled set. Upon a determination to adjust the bundled set by the processor 604 at step 1640, the method continues at step 1645. Upon a determination not to adjust the bundled set by the processor 604 at step 1640, the method continues at step 1680.

At step 1645, the processor 604 adjusts the bundled set by adding, removing, or substituting at least one service in the bundled set, and the method continues at step 1615.

At step 1650, the processor 604 performs a test to determine if the user has authorized backend bundling financing of the bundled debt. Upon a determination by the processor 604 at step 1650 the user has not authorized backend bundling financing, the method continues at step 1680. Upon a determination by the processor 604 at step 1650 the user has authorized backend bundling financing, the method continues at step 1655.

At step 1655, the processor 604 sends the aggregated debt for the bundled set to a billing provider to transact and pay on behalf of the user. Then, the method continues at step 1660.

At step 1660, the processor 604 generates a persistent voucher selectively redeemable to receive each individual service of the plurality of services in the pre-paid bundled set. The processor 604 may store the persistent voucher in a database operably coupled with the processor 604, permitting the voucher redemption status of each individual service to be determined and updated in the database as each individual service of the plurality of services in the pre-paid

60

bundled set is redeemed at different locations and times. Then, the method continues at step 1665.

At step 1665, the processor 604 receives a single payment for the bundled services. The single received payment may be received from the user. The single received payment may be received from a billing provider. The single received payment may be received from an asset exchange platform as a result of trading a digital health asset representing the bundled debt. The single received payment may be received from a financier or an investor in return for a predetermined rate of return. The financier or investor may be a healthcare provider that purchases the digital health asset in return for a percentage profit added to the provider's receivables account when the user pays their debt, providing current payment to the providers that performed the services, and a future cash flow increase to the financier or investor. Then, the method continues at step 1670.

At step 1670, the processor 604 allocates a plurality of payments for a respective plurality of providers from the single received payment. Then, the method continues at step 1675.

At step 1675, the processor 604 disburses the allocated plurality of payments to a respective plurality of providers. The disbursed payments may comprise virtual funds.

In some implementations the method may repeat. In some implementations the method may end.

FIG. 17 is a process flow illustrative of an example aspect of a query designed to match codes from an Electronic Health Record (EHR) to predetermined bundles and discrete services using an easy-to-understand consumer-friendly format. The method depicted in FIG. 17 is given from the perspective of an exemplary backend bundling engine (BEBE) implemented via processor-executable program instructions executing on the BEBE processor 604, depicted in FIG. 5. In various embodiments, the processor 604 implementing the process 1700 may be configured in an exemplary system 100 as described herein with reference to any of FIGS. 1, 6, and 9. For example, the depicted process may execute as processor executable program instructions on processor 604 configured in the application server 116, depicted in FIGS. 1, 6, and 9. In various embodiments, the method depicted in FIG. 17 may also be understood as from the perspective of processor-executable program instructions executing on a mobile device operably coupled with the network 150, depicted at least in FIGS. 1, 6, and 9. In the illustrated embodiment, the BEBE executes as program instructions on the processor 604, depicted in FIG. 5. In some embodiments, the BEBE may execute as a cloud service communicatively and operatively coupled with system services, hardware resources, or software elements local to and/or external to the BEBE processor 604. The depicted method 1700 begins at step 1705 with the processor 604 receiving one or more service code and a plurality of predetermined bundled sets of services related to a medical encounter. The one or more service code may be a CPT code. The one or more service code may be encoded in an EHR received by the processor 604. Then, the method continues at step 1710.

At step 1710, the processor 604 compares the one or more received service code to service codes associated with a predetermined bundled set to map one or more service code to one or more predetermined bundled set that includes the coded service, based on the comparison. Then, the method continues at step 1715.

At step 1715, the processor 604 performs a test to determine if at least one received service code maps to a predetermined bundled set, based on the comparison per-

61

formed by the processor 604 at step 1710. The processor 604 may evaluate each service code received at step 1705, to determine if the received service codes map to predetermined bundled sets. Upon a determination by the processor 604 at step 1715 that one or more received service code maps to a predetermined bundled set, the method continues at step 1720. Upon a determination by the processor 604 at step 1715 that one or more received service code does not map to a predetermined bundled set, the method continues at step 1725.

At step 1720, the processor 604 adds a bundled set covering the service code mapped by the processor 604 at step 1710 to a group of predetermined bundled sets covering received service codes. Then, the method continues at step 1730.

At step 1725, the processor 604 adds the received service code that could not be mapped by the processor 604 at step 1710 to a group of service codes not covered by a predetermined bundled set. Then, the method continues at step 1730.

At step 1730, the processor 604 performs a test to determine if more service codes received by the processor 604 at step 1705 remain to be mapped. Upon a determination by the processor 604 at step 1730 more received service codes remain to be mapped, the method continues at step 1735. Upon a determination by the processor 604 at step 1730 no more received service codes remain to be mapped, the method continues at step 1740.

At step 1735, the processor 604 advances to the next received code to map. Then, the method continues at step 1710.

At step 1740, the processor 604 finds the minimal group of predetermined bundled sets covering the service codes received by the processor 604 at step 1705. Then, the method continues at step 1745.

At step 1745, the processor 604 combines the minimal group of predetermined bundled sets covering the received codes and the group of mapped codes not covered by a predetermined bundled set. Then, the method continues at step 1750.

At step 1750, the processor 604 indicates the group of predetermined bundled sets that need to be purchased and the discrete services that need to be separately billed to cover the care in the medical encounter, by returning the minimal group of predetermined bundled sets covering the received service codes and the group of mapped codes not covered by a predetermined bundled set.

In an illustrative example, predetermined bundled sets may be defined in terms of CPT and related codes, which may be mapped to DHS and other service codes. An exemplary search engine process 1700 may be provided with input comprising a single code or list of codes from a medical encounter and used to find the relevant predetermined bundled sets for that encounter (as well as identifying if there are any codes that are not available as part of a predetermined bundled set). The exemplary search engine process 1700 may take a list of codes (CPT or other) and find the minimal set of bundles that cover those service codes. For example, if there is a service code for a surgery that also includes an imaging procedure in the bundle, an exemplary search engine process 1700 may return just the surgery bundle, and not the surgery plus imaging procedure bundles. The search engine process 1700 may also be designed to remove common service codes that are included in all bundles (such as, for example, J-codes). Some designs may be implemented to identify any service codes that are not covered by a current bundled set, which would need to be

62

billed separately (or the bundled set may be created). An exemplary search engine process 1700 may be designed to determine the set of bundles needed to be purchased to cover the care in the medical encounter. In an illustrative example, services are coded normally by the provider. The search engine process 1700 may be implemented to consume a list of CPT codes, or a block of text that includes CPT and other data, identify the CPT codes in the provided data, and use the CPT codes to search the appropriate bundles. The input data may be provided in any format, such as a list of CPT codes that were performed in a patient encounter.

In some implementations, the method may end. In some implementations, the method may repeat. The method may repeat by querying a different group of predetermined bundled sets with the same group of received service codes, to identify a hospital or other provider with improved service code coverage for a patient.

FIG. 18 is a process flow illustrative of an example aspect of downstream backend healthcare service debt bundling designed to match previously provided services to predetermined bundled sets described using an easy-to-understand consumer-friendly format. The method depicted in FIG. 18 is given from the perspective of an exemplary backend bundling engine (BEBE) implemented via processor-executable program instructions executing on the BEBE processor 604, depicted in FIG. 5. In various embodiments, the processor 604 implementing the process 1800 may be configured in an exemplary system 100 as described herein with reference to any of FIGS. 1, 6, and 9. For example, the depicted process may execute as processor executable program instructions on processor 604 configured in the application server 116, depicted in FIGS. 1, 6, and 9. In various embodiments, the method depicted in FIG. 18 may also be understood as from the perspective of processor-executable program instructions executing on a mobile device operably coupled with the network 150, depicted at least in FIGS. 1, 6, and 9. In the illustrated embodiment, the BEBE executes as program instructions on the processor 604, depicted in FIG. 5. In some embodiments, the BEBE may execute as a cloud service communicatively and operatively coupled with system services, hardware resources, or software elements local to and/or external to the BEBE processor 604. The depicted method 1800 begins at step 1805 with the processor 604 receiving service codes for previously provided services. Then, the method continues at step 1810.

At step 1810, the processor 604 runs the search engine process 1700 query (described with reference to FIG. 17 and FIG. 19) on the received service codes to identify discrete services and predetermined bundled sets covering the previously provided services. Then, the method continues at step 1815.

At step 1815, the processor performs a test to determine if at least one discrete service is needed to cover the previously provided services, based on evaluating the result of the search engine process 1700 query. Upon a determination by the processor 604 at step 1815 that at least one discrete service is needed to cover the previously provided services, the method continues at step 1820. Upon a determination by the processor 604 at step 1815 that no discrete services are needed to cover the previously provided services, the method continues at step 1845.

At step 1820, the processor 604 performs a test to determine if the processor 604 should backend bundle the debt of the discrete services for financing the discrete services. The processor 604 may determine if the discrete services should be backend bundled based on user preference, or an administrative configuration. Upon a determi-

63

nation by the processor 604 at step 1820 not to backend bundle the discrete services, the method continues at step 1825. Upon a determination by the processor 604 at step 1820 to backend bundle the discrete services, the method continues at step 1830.

At step 1825, the processor 604 sets at least one discrete service to be billed separately, and the method continues at step 1815. A discrete service set at step 1825 to be billed separately is not subsequently considered as needed by the processor 604 test performed at step 1815.

At step 1830, the processor 604 performs a test to determine if the processor 604 should create one or more new bundled set of the needed discrete services. The processor 604 may determine if a new bundled set should be created based on evaluating relationships between the discrete services. For example, the processor 604 may determine to create a new bundled set for discrete services that are available at the same location. Upon a determination by the processor 604 at step 1830 to create a new bundled set, the method continues at step 1835. Upon a determination by the processor 604 at step 1830 not to create a new bundled set, the method continues at step 1840.

At step 1835, the processor 604 creates a new bundled set for one or more discrete service and adds the new bundled set to a group of predetermined bundled sets. Then, the method continues at step 1815.

At step 1840, the processor 604 adds one or more discrete service to an existing bundled set. Then, the method continues at step 1815.

At step 1845, the processor 604 aggregates the debt of the backend bundled services. Then, the method continues at step 1850.

At step 1850, the processor 604 sends the aggregated debt to a billing provider, to transact and pay on behalf of the user. Then, the method continues at step 1855.

At step 1855, the processor 604 receives a single payment for the backend bundled services. The single received payment may be received from the user. The single received payment may be received from a billing provider. The single received payment may be received from an asset exchange platform as a result of trading a digital health asset representing the bundled debt. The single received payment may be received from a financier or an investor in return for a predetermined rate of return. The financier or investor may be a healthcare provider that purchases the digital health asset in return for a percentage profit added to the provider's receivables account when the user pays their debt, providing current payment to the providers that performed the services, and a future cash flow increase to the financier or investor. Then, the method continues at step 1860.

At step 1860, the processor 604 allocates a plurality of payments for a respective plurality of providers from the single received payment. Then, the method continues at step 1865.

At step 1865, the processor 604 disburses the allocated payments to the plurality of providers. The disbursed payments may comprise virtual funds. Disbursing virtual funds payments to providers may reduce the effort or cost associated with paying providers, as a result of eliminating or reducing bank fees and bank transfer delays by making immediate virtual funds payments that may bypass a traditional banking system.

In some implementations the method may repeat. In some implementations the method may end.

FIG. 19 is a screen shot of an exemplary user interface configured to permit a user to match services to predetermined bundled sets described using an easy-to-understand

64

consumer-friendly format. In FIG. 19, the exemplary search engine process query interface 1900 is configured with the search box 1905 designed to receive input data 1910. In the depicted implementation, the query interface 1900 is an interface to an exemplary search engine process 1700, described with reference to FIG. 17. In the illustrated implementation, the query interface 1900 is a graphical user interface presented in a web page rendered in a web browser. The query interface 1900 may also be implemented as a headless web service, or a mobile app. The input data 1910 may be in any form. In the depicted implementation, when the search is activated by the search button 1912, the search engine process 1700 identifies and extracts the four discrete service codes 1915 from the input data 1910. The search engine process 1700 also identifies one service code 1920 packaged with the predetermined bundled set 1925 and one service code 1930 included in all predetermined bundled sets. In the illustrated implementation, the search engine process 1700 presents the top matches listing 1935 from the query. In the depicted example, each entry in the top matches listing 1935 presents service name 1940 in an easy-to-understand consumer-friendly format, the CPT code 1945 associated with the service name 1940, the service description 1950 in an easy-to-understand consumer-friendly format, and the service price 1955. In the illustrated example, each individual service listing is presented with an "Add to Cart" button to select the listed service for purchase. The depicted search engine process query interface 1900 implementation also includes an "Add All to Cart" button configured to select all listed services for purchase.

In an illustrative example of exemplary search engine process 1700 operation via an exemplary search engine process query interface 1900, the search engine process 1700 may be provided with the following set of CPT codes for a patient who got a colonoscopy with EGD as well as some lab tests. In this example, the provider also included a new patient office visit because they had not worked with this patient before.

43235: Esophagogastroduodenoscopy (EGD)  
45379: Colonoscopy, flexible, proximal to splenic flexure  
00812: Anesthesia for lower intestinal endoscopic procedures  
99201: Office or other outpatient visit for the evaluation and management of a new patient  
85025: Complete Blood Count, with differential WBC  
80061: Lipid panel

In this example, the exemplary search engine process 1700 combines the above CPT codes into the following bundles:

CBC with Auto Diff  
Lipid Profile  
EGD with Colonoscopy: Includes EGD, Colonoscopy, and Office Visit

In this illustrative example, note there are also a separate EGD bundle and Colonoscopy bundle available. The search engine process 1700 determines the minimal set of bundles, so the search engine process 1700 selects the EGD with Colonoscopy bundle instead of the two separate bundles. The search engine process 1700 also notes that anesthesia (00812) is included with all predetermined bundles as needed and should not be billed separately.

At some hospitals, there is only one provider per bundle, so the specific bundles (procedure+provider) could be selected automatically. Otherwise, additional information would need to be provided to determine which provider to select for each bundle (for example, if there were multiple

doctors performing colonoscopies). This could be done with a National Provider ID (NPI) or another identifier.

In an illustrative example, any point in the patient lifecycle that includes a specific procedure code could be used to trigger the creation of a shopping cart via a lifecycle event processed as disclosed herein with reference at least to FIGS. 11-14. For example, a scheduling code for “CT Scan,” a post-visit coding of services, or other codes may trigger a lifecycle state change. Pre-service data may be used to create carts that allow the patient to pre-pay for service, or as a starting point for the algorithms disclosed herein to update the cart to include exactly what services were provided as needed. Post-service data could automatically generate a cart/bill to the patient.

In an illustrative example, the input data 1910 may be considered “dirty” data that might include a mix of CPT codes, procedure descriptions, revenue codes, dates of service, or any raw text. An exemplary search engine process 1700 may clean the input data 1910 by identifying substrings that look like CPT codes (that is, 5-digit numbers, and the various alpha characters that are sometimes part of CPTs), and then filtering that candidate list against the CPT database.

In an illustrative example, an EHR may provide the appropriate CPT codes and any provider NPIs that are available. An exemplary search engine process 1700 may have access to whatever bundles are offered at a particular hospital, for example, “MRI without Contrast at Acme Imaging Center,” “Colonoscopy with EGD by Dr. John Doe,” and their associated pricing information. A key function of the system is to match the codes from the EHR to the bundles offered for a specific hospital or other provider.

In an illustrative example, each bundle is defined in terms of the CPT codes that may be included in the bundle, and is given a user-friendly name, for example, 44389 Colonoscopy with biopsy, 44401 Colonoscopy with ablation, and G1021 Colon ca scrn not hi risk ind are all part of the bundle with the user-friendly name “Colonoscopy.”

Although various embodiments have been described with reference to the Drawings, other embodiments are possible.

An exemplary API may be implemented using any suitable programming language or data format as may be known by one of ordinary skill. For example, some implementations may provide an Application Programming Interface (API) configured to search, create, offer, and manage bundled sets of healthcare services. In illustrative examples an API implementation may comprise one or more interface as described below. Each paragraph [0295]-[0302] below introduces an exemplary individual API interface identified by their name with their parameters and description.

---

```

searchProcedures(. . .)
searchProcedures(
  query: SearchProceduresInput!
  pagination: Pagination
): SearchProceduresResponse!

```

---

Search for MDsave procedures by name. This query will accept a partial, case-insensitive string and will return a paginated list of all matching results.

SearchProceduresResponse contains a list of procedures returned from an offer search query. This will return a list of matching procedures and a list of messages with more details about the response if relevant.

---

```

searchOffers(. . .)
searchOffers(
  query: SearchOffersInput!
  pagination: Pagination
  orderBy: [OrderBy]
): SearchOffersResponse!

```

---

Search for offers—returns paginated Offer results.

SearchOffersResponse contains a List of offers returned from a procedure search query. This will return a list of offers and a list of messages with more details about the response if relevant.

---

```

searchLocations(. . .)
searchLocations(
  query: SearchLocationInput!
): SearchLocationResponse!

```

---

Search for location data using a free-form text query. The text input can be a city, city/state, or zip code. The response will be a list of matching cities and all the zip codes those cities contain.

SearchLocationResponse contains data returned from a location search. The items returned will include city, state, and zipCode information.

---

```

shoppingCart(. . .)
shoppingCart(
  id: String!
): ShoppingCartResponse

```

---

Retrieve data for an already created ShoppingCart using the Shopping Cart id.

ShoppingCartResponse contains a Shopping Cart representing a prebuilt package that is customized for a specific patient with an offer and total price. Each Shopping Cart has a static URL that a patient can visit and complete the checkout process. Once a Shopping Cart has been created, it can be retrieved through the API using the Shopping Cart id.

---

```

searchVouchers(. . .)
search Vouchers(
  query: SearchVouchersInput!
  pagination: Pagination
): SearchVouchersResponse!

```

---

Search for vouchers—returns paginated Voucher results.

---

```

searchInsuranceProviders(. . .)
searchInsuranceProviders(
  query: SearchInsuranceProvidersInput!
  pagination: Pagination
): SearchInsuranceProvidersResponse!

```

---

Search insurance providers returns the list of insurance providers that are accepted at a particular hospital.

SearchInsuranceProvidersResponse includes the list of insurance providers that are accepted at a particular hospital and a list of messages with more details about the response if relevant.

---

```

createShoppingCart(. . .)
createShoppingCart(

```

---

67

-continued

---

```

patient: PatientInput
hospital: HospitalInput
procedureCodes: ProcedureCodesInput
): ShoppingCartResponse

```

---

Create a Shopping Cart using patient, hospital, and Procedure codes.

A Shopping Cart represents a prebuilt package that is customized for a specific patient with an offer and total price. Each Shopping Cart has a static URL that a patient can visit and complete the checkout process. Once a Shopping Cart has been created, it can be retrieved through the API using the Shopping Cart id returned here.

---

```

checkout(. . .)
checkout(
data: CheckoutInput!
): CheckoutResponse!

```

---

Automatically complete the checkout of a Shopping Cart. CheckoutResponse is the result of a checkout request and includes whether or not the action was successful and more details in the message object.

---

```

type CheckoutResponse
implements ResponseInterface {
voucherNumbers: [String!]
voucherPDFUrl: String
messages: [Message!]
isSuccess: Boolean!
paymentMethods: PaymentMethods
requestId: String!
}

```

---

Exemplary embodiments of the present invention may be implemented to provide healthcare service providers and pharmacies with a mechanism to remotely offer healthcare services and products to prospective patients at discounted rates in exchange for prepayment of the costs for the services and products via a network-based application (for example, a web-based application). It should further be noted that various aspects of exemplary embodiments of the present invention described herein are not limited to healthcare services (also referred to herein as procedures) and products but, rather, may be implemented with respect to any suitable classes and types of services and products that may be offered by any suitable classes and types of service providers and retailers.

In another aspect, an apparatus may comprise: a processor; and a memory configured to be operably coupled to the processor, wherein the memory comprises encoded processor executable program instructions and data, wherein said instructions and data program and configure the processor that when executed by the processor cause the apparatus to perform operations comprising: receive an indication of healthcare services that have already been performed, wherein the healthcare services are selected for backend debt bundling; bundle the selected healthcare services; collect a single payment from the user for the bundled healthcare services; and distribute payment to the providers and facilities as payment for at least one of the bundled healthcare services.

In another aspect, an apparatus may comprise: a processor; and a memory configured to be operably coupled to the processor, wherein the memory comprises encoded proces-

68

sor executable program instructions and data, wherein said instructions and data program and configure the processor that when executed by the processor cause the apparatus to perform operations: present a plurality of healthcare services that have already been performed to a user in a shopping cart format for service selection by the user based on the user's financial debt for each service; comprising: receive an indication of the healthcare services selected for backend debt bundling by the user from the shopping cart; bundle the selected healthcare services; collect a single payment from the user for the bundled healthcare services; and distribute payment to the providers and facilities as payment for at least one of the bundled healthcare services.

In another aspect, an apparatus may comprise: a processor; and a memory configured to be operably coupled to the processor, wherein the memory comprises encoded processor executable program instructions and data, wherein said instructions and data program and configure the processor that when executed by the processor the instructions cause the processor to perform operations comprising: in response to receiving selection of a plurality of healthcare services separately associated with respective providers, wherein the selection comprises an indication to bundle debt of the selected plurality of healthcare services: associate the selected plurality of healthcare services with at least one predetermined bundled set of healthcare services; determine a bundle price for the bundled set of healthcare services, wherein the bundle price is determined based on a location associated with providing at least one healthcare service of the bundled set of healthcare services; receive a single payment for the bundled set of healthcare services; and disburse a plurality of payments allocated from the received payment, wherein the plurality of disbursed payments is disbursed to a respective plurality of providers of the bundled set of healthcare services.

Associate the selected plurality of healthcare services with at least one predetermined bundled set of healthcare services may further comprise map one or more service code related to the plurality of healthcare services to at least one predetermined bundled set of healthcare services.

The operations performed by the processor may further comprise compare the one or more service code to one or more predetermined bundled set that comprises at least one service associated with the one or more service code.

The operations performed by the processor may further comprise in response to determining one or more service code of the plurality of healthcare services does map to at least one predetermined bundled set of healthcare services, add the at least one predetermined bundled set of healthcare services to a group of predetermined bundled sets that cover the one or more service code.

The operations performed by the processor may further comprise in response to determining one or more service code of the plurality of healthcare services does not map to at least one predetermined bundled set of healthcare services, add the one or more service code to a group of service codes not covered by a predetermined bundled set.

The operations performed by the processor may further comprise create a new bundled set comprising the one or more service code not covered by a predetermined bundled set.

The operations performed by the processor may further comprise extract the one or more service code from data received by a web service or a user interface operably coupled with the processor.

The operations performed by the processor may further comprise determine and indicate a minimal group of

bundled sets and discrete services that cover care of the received selection of the plurality of healthcare services.

The operations performed by the processor may further comprise indicate the minimal group of bundled sets and discrete services via a web service.

The operations performed by the processor may further comprise indicate the minimal group of bundled sets and discrete services via a user interface operably coupled with the processor.

Determine the minimal group of bundled sets and discrete services may further comprise remove duplicate services from the received selection of the plurality of healthcare services.

Determine the minimal group of bundled sets and discrete services may further comprise remove a bundled set that is a subset of another bundled set from a group of bundled sets that covers care of the received selection of the plurality of healthcare services.

Determine the minimal group of bundled sets and discrete services may further comprise remove services common to a plurality of predetermined bundled sets.

The operations performed by the processor may further comprise determine the bundle price as a function of the minimal group of bundled sets and discrete services that cover care of the received selection of the plurality of healthcare services.

The received payment may further comprise payment in an amount of the bundle price for the minimal group of bundled sets and discrete services.

The bundled set of healthcare services may have been already provided separately by respective providers before receiving payment.

The bundled set of healthcare services may be offered to be provided separately by respective providers after receiving payment.

The received payment may further comprise real currency.

The received payment may further comprise virtual funds.

The received payment may further comprise authorization to finance the bundled debt of a plurality of healthcare services.

The operations performed by the processor may further comprise determine a user's propensity to pay the bundle price.

The operations performed by the processor may further comprise automatically adjust the plurality of services comprising a bundled set based on the user's propensity to pay.

Automatically adjust the plurality of services may further comprise add, remove, or substitute at least one service of the bundled set.

The operations performed by the processor may further comprise aggregate the debt for the bundled set of healthcare services and send the aggregated debt to a billing provider.

Receive the single payment may further comprise receive payment from the billing provider.

Receive the single payment may further comprise receive payment from a user that selected the plurality of healthcare services.

The plurality of disbursed payments may further comprise virtual funds.

The operations performed by the processor may further comprise: generate in the memory a digital health asset token comprising a purchase data record representing redeemable by a user to receive the at least one healthcare service of the bundled set of healthcare services, wherein the purchase data record comprises a unique confirmation number determined by the processor for the selected bundled set

of healthcare services, wherein the purchase data record further comprises a redemption status for each healthcare service of the bundled set of healthcare services, and wherein the purchase data record further comprises an encoded representation of the bundled debt of the bundled set of healthcare services; set the redemption status in the purchase data record to indicate the purchase has not been redeemed for each healthcare service of the bundled set of healthcare services; transmit the unique confirmation number to the user; and transmit the digital health asset token to an asset exchange trading platform. In one embodiment the purchase data record is a voucher.

The operations performed by the processor may further comprise receive the unique confirmation number, wherein the unique confirmation number is received with a request to provide the at least one healthcare service of the bundled set of healthcare services; use the received unique confirmation number and the purchase data record stored in the memory to determine the redemption status for the requested at least one healthcare service of the bundled set of healthcare services; update the redemption status of the purchase data record stored in the memory to indicate the purchase has been redeemed for the requested at least one healthcare service; update the digital health asset token with the updated redemption status; and transmit the updated digital health asset token to the asset exchange trading platform.

The bundle price may be adjusted based on trading the digital health asset on the exchange trading platform.

In the Summary above, in this Detailed Description, the Claims below, the content of each of the applications incorporated by reference herein and in the accompanying drawings, reference is made to features of various embodiments of the invention. It is to be understood that the disclosure of embodiments of the invention in this specification includes all possible combinations of such features. For example, where a particular feature is disclosed in the context of a particular aspect or embodiment of the invention, or a particular claim, that feature can also be used—to the extent possible—in combination with and/or in the context of other aspects and embodiments of the invention, and in the invention generally.

Therefore, it is intended that the invention not be limited to the particular embodiments disclosed as the best mode contemplated for carrying out this invention, but that the invention will include all embodiments falling within the scope of the present application as set forth in the following claims, wherein reference to an element in the singular, such as by use of the article "a" or "an" is not intended to mean "one and only one" unless specifically so stated, but rather "one or more." Moreover, no claim element is to be construed under the provisions of 35 U.S.C. § 112(f), or 35 U.S.C. § 112, sixth paragraph (pre-AIA), unless the element is expressly recited using the phrase "means for" or "step for." These following claims should be construed to maintain the proper protection for the present invention.

What is claimed is:

1. An apparatus comprising:

a processor;

a user interface, operably coupled with the processor; and  
a memory configured to be operably coupled to the processor, wherein the memory encodes processor executable program instructions and data to program and configure the processor to cause the apparatus to perform operations comprising:

receiving an electronic message comprising a selection of a plurality of healthcare services separately associated with respective providers, wherein the selec-

71

tion comprises an indication to bundle user debt of the selected plurality of healthcare services; and in response to receiving the electronic message comprising the selection of the plurality of healthcare services,

associate the selected plurality of healthcare services with at least one predetermined bundled set of healthcare services;

generate in the memory a digital health asset token representing a purchase data record identified by and with a unique confirmation number, said purchase data record comprising the user debt of the selected plurality of healthcare services;

preset an initial individual redemption status in the purchase data record for each healthcare service of the at least one bundled set of healthcare services as unredeemed; and

provide marketplace access to the digital health asset token representing the user debt to facilitate payment for the plurality of healthcare services.

2. The apparatus of claim 1, wherein the operations performed by the processor further comprise receiving a single payment for the at least one bundled set of healthcare services.

3. The apparatus of claim 2, wherein the operations performed by the processor further comprise disbursing a plurality of payments allocated from the received payment, wherein the plurality of disbursed payments is disbursed to a respective plurality of providers of the at least one bundled set of a plurality of selectively redeemable healthcare services.

4. The apparatus of claim 2, wherein the payment is in an amount of a bundle price based on a location associated with at least one selectively redeemable healthcare service of the at least one bundled set of healthcare services.

5. The apparatus of claim 2, wherein the bundled set of healthcare services was already provided separately by respective providers before receiving payment.

6. The apparatus of claim 2, wherein the bundled set of healthcare services was offered to be provided separately by respective providers after receiving payment.

7. The apparatus of claim 2, wherein the received payment further comprises real currency.

8. The apparatus of claim 2, wherein the received payment further comprises virtual funds.

9. The apparatus of claim 2, wherein the received payment further comprises authorization to finance the bundled debt of a plurality of healthcare services.

10. The apparatus of claim 1, wherein associate the selected plurality of healthcare services with at least one predetermined bundled set of healthcare services further comprises mapping one or more service code related to the plurality of healthcare services to the at least one predetermined bundled set of healthcare services.

11. The apparatus of claim 10, wherein the operations performed by the processor further comprise comparing the one or more service code to one or more predetermined bundled set that comprises at least one service associated with the one or more service code.

12. The apparatus of claim 10, wherein the operations performed by the processor further comprise in response to determining one or more service code of the plurality of healthcare services does map to at least one predetermined bundled set of healthcare services, adding the at least one predetermined bundled set of healthcare services to a group of predetermined bundled sets that cover the one or more service code.

72

13. The apparatus of claim 10, wherein the operations performed by the processor further comprise in response to determining one or more service code of the plurality of healthcare services does not map to at least one predetermined bundled set of healthcare services, adding the one or more service code to a group of service codes not covered by a predetermined bundled set.

14. The apparatus of claim 13, wherein the operations performed by the processor further comprise creating a new bundled set comprising the one or more service code not covered by a predetermined bundled set.

15. The apparatus of claim 10, wherein the operations performed by the processor further comprise extracting the one or more service code from data received by a web service or the user interface.

16. The apparatus of claim 1, wherein the operations performed by the processor further comprise determining and indicating a minimal group of bundled sets and discrete services that cover care of the received selection of the plurality of healthcare services.

17. The apparatus of claim 16, wherein the operations performed by the processor further comprise indicating the minimal group of bundled sets and discrete services via a web service.

18. The apparatus of claim 16, wherein determining the minimal group of bundled sets and discrete services further comprises removing duplicate services from the received selection of the plurality of healthcare services.

19. The apparatus of claim 16, wherein determining the minimal group of bundled sets and discrete services further comprises removing a bundled set that is a subset of another bundled set from a group of bundled sets that covers care of the received selection of the plurality of healthcare services.

20. The apparatus of claim 16, wherein determining the minimal group of bundled sets and discrete services further comprises removing services common to a plurality of predetermined bundled sets.

21. The apparatus of claim 16, wherein the operations performed by the processor further comprise determining a bundle price as a function of the minimal group of bundled sets and discrete services that cover care of the received selection of the plurality of healthcare services.

22. The apparatus of claim 16, wherein the operations performed by the processor further comprise receiving a single payment in an amount of a bundle price for the minimal group of bundled sets and discrete services.

23. The apparatus of claim 1, wherein the operations performed by the processor further comprise determining a marketplace user's propensity to pay a bundle price.

24. The apparatus of claim 23, wherein the operations performed by the processor further comprise automatically adjusting the plurality of services comprising a bundled set based on the marketplace user's propensity to pay.

25. The apparatus of claim 24, wherein automatically adjusting the plurality of services further comprises adding, removing, or substituting at least one service of the bundled set.

26. The apparatus of claim 1, wherein the operations performed by the processor further comprise aggregating the debt for the bundled set of healthcare services and sending the aggregated debt to a billing provider.

27. The apparatus of claim 26, wherein the operations performed by the processor further comprise receiving at least one payment for the bundled set of healthcare services from the billing provider.

28. The apparatus of claim 1, wherein the operations performed by the processor further comprise receiving at



least one payment for the bundled set of healthcare services from a marketplace user that selected the plurality of healthcare services.

29. The apparatus of claim 1, wherein the operations performed by the processor further comprise provide user access to the confirmation number for the user to receive each healthcare service of the bundled set of healthcare services. 5

30. The apparatus of claim 1, wherein the operations performed by the processor further comprise send the digital health asset token to an asset exchange trading platform wherein a bundle price is adjusted based on trading the digital health asset on the exchange trading platform. 10

\* \* \* \* \*