



US007211070B2

(12) **United States Patent**
Soroudi

(10) **Patent No.:** **US 7,211,070 B2**
(45) **Date of Patent:** **May 1, 2007**

(54) **DEVICE AND METHOD FOR EXOTHERMIC TREATMENT OF EYELID DISEASES**

(76) Inventor: **Abraham Ebbie Soroudi**, 11740
Sunset Blvd., Brentwood, CA (US)
90049

(*) Notice: Subject to any disclaimer, the term of this
patent is extended or adjusted under 35
U.S.C. 154(b) by 324 days.

(21) Appl. No.: **10/799,209**

(22) Filed: **Mar. 12, 2004**

(65) **Prior Publication Data**

US 2005/0119629 A1 Jun. 2, 2005

Related U.S. Application Data

(60) Provisional application No. 60/526,251, filed on Dec.
1, 2003.

(51) **Int. Cl.**
A61M 35/00 (2006.01)

(52) **U.S. Cl.** **604/294**; 604/289

(58) **Field of Classification Search** 604/289–291,
604/294–296; 607/109

See application file for complete search history.

(56) **References Cited**

U.S. PATENT DOCUMENTS

2,573,791 A	11/1951	Howells	
2,765,789 A	10/1956	Schmierer	
3,762,419 A	10/1973	Walters	
3,804,077 A *	4/1974	Williams	126/263.1
4,134,401 A	1/1979	Galician	
4,372,318 A	2/1983	Viesturs et al.	
4,666,441 A	5/1987	Andriola et al.	
4,995,114 A	2/1991	Price, Jr.	
5,389,066 A	2/1995	Rhame, Jr.	
5,456,704 A	10/1995	Kilcullen	

5,769,806 A	6/1998	Radow
5,879,378 A	3/1999	Usui
6,090,060 A	7/2000	Radow
6,149,615 A	11/2000	Gallamore
6,261,595 B1	7/2001	Stanley et al.
6,409,746 B1	6/2002	Igaki et al.
6,436,128 B1	8/2002	Usui
6,623,517 B1	9/2003	DeLuisa et al.
2003/0056281 A1	3/2003	Hasegawa
2004/0074502 A1	4/2004	Abbasi

FOREIGN PATENT DOCUMENTS

WO 93/10019 * 5/1993

* cited by examiner

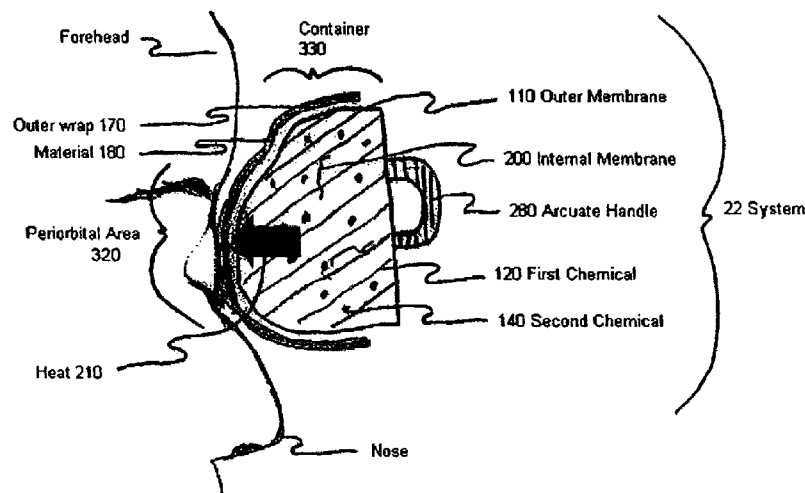
Primary Examiner—Michele Kidwell

(74) *Attorney, Agent, or Firm*—Blakely, Sokoloff, Taylor &
Zafman, LLP

(57) **ABSTRACT**

Provided herein is a pad for treating eye conditions comprising a multipart container having an impermeable outer membrane sized to fit generally within the peri-orbital region and sufficiently flexible to mold to the eye; a first chemical in a first storage area in the multipart container; a second chemical in a second storage area in the multipart container, the first and second chemicals selected to have an exothermic reaction when mixed for producing a temperature suitable for treating eye conditions, the exothermic reaction providing the suitable temperature for a period of time suitable for treating eye conditions; and an inner membrane for initially separating the first and second chemicals, the inner membrane being renderable permeable, without causing the impermeable outer membrane to become permeable, to permit mixing the first and second chemicals to cause the exothermic reaction. This multipart container is covered with a soft, non-abrasive, lint-free material which is presoaked in a pH controlled antibacterial soap with or without an antibiotic.

29 Claims, 3 Drawing Sheets



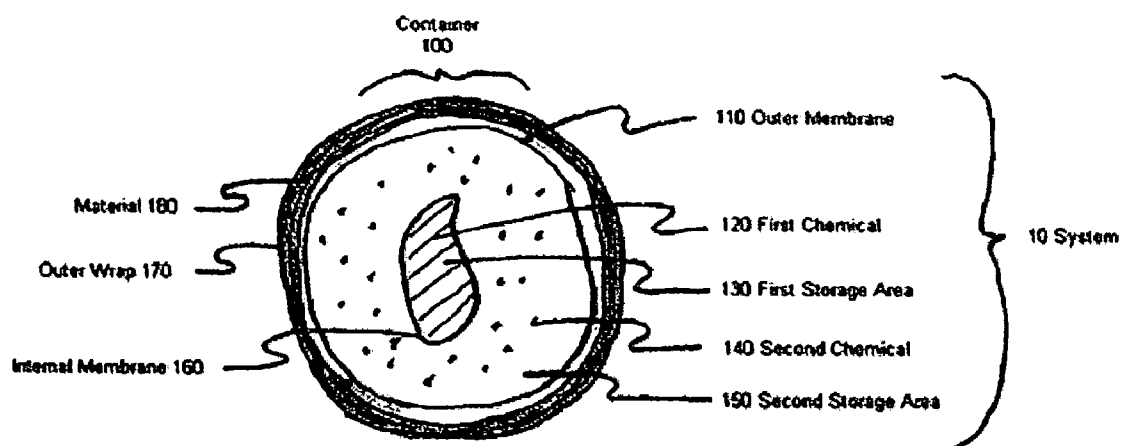


Figure 1

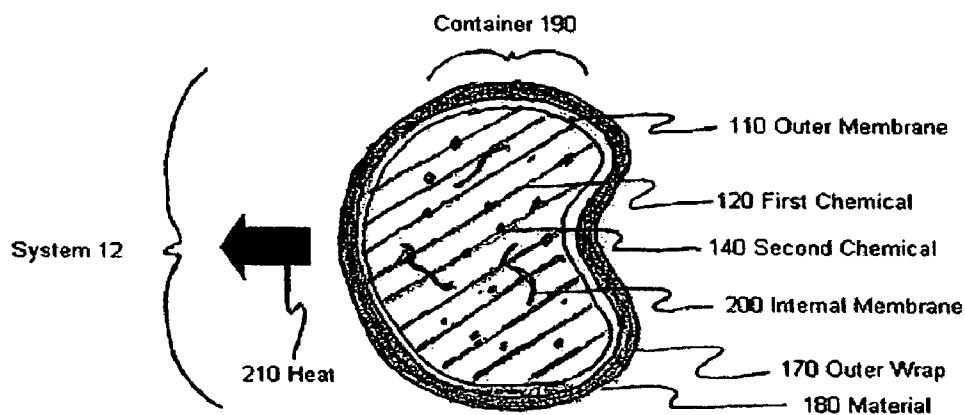


Figure 2

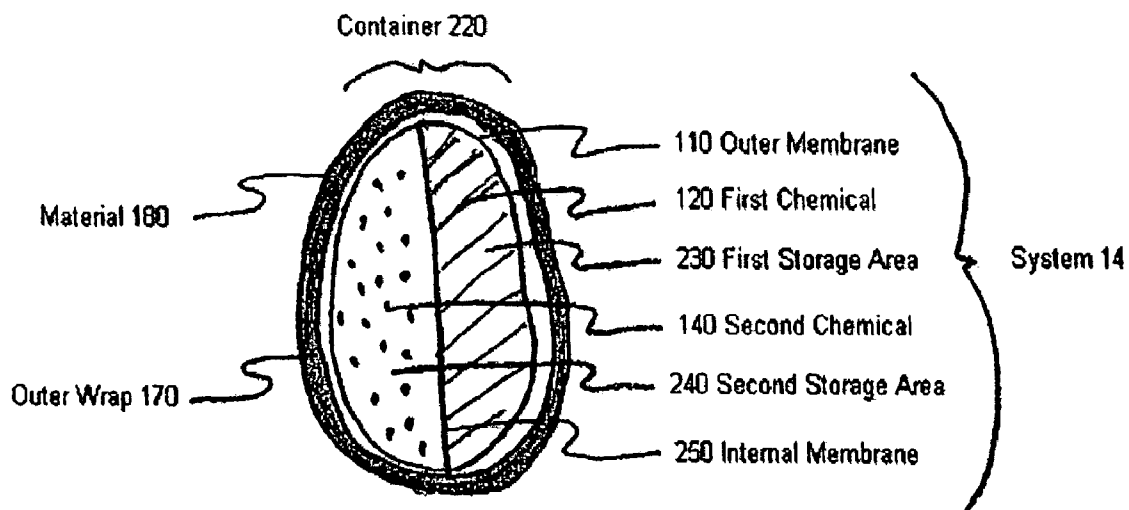
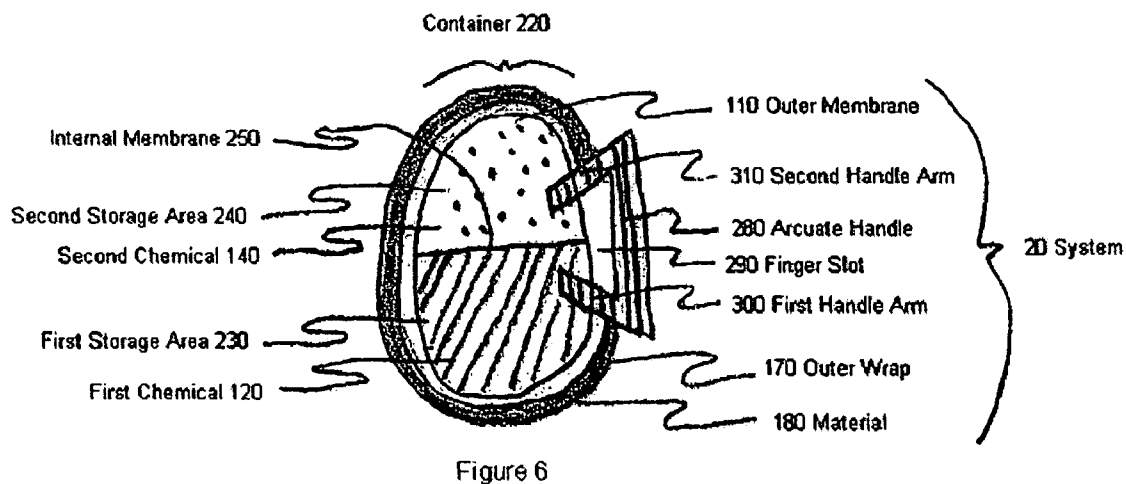
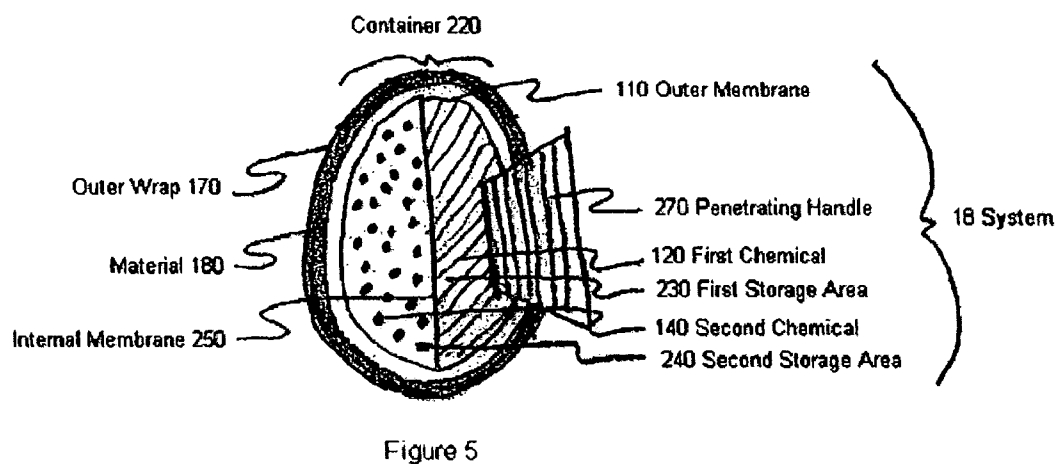
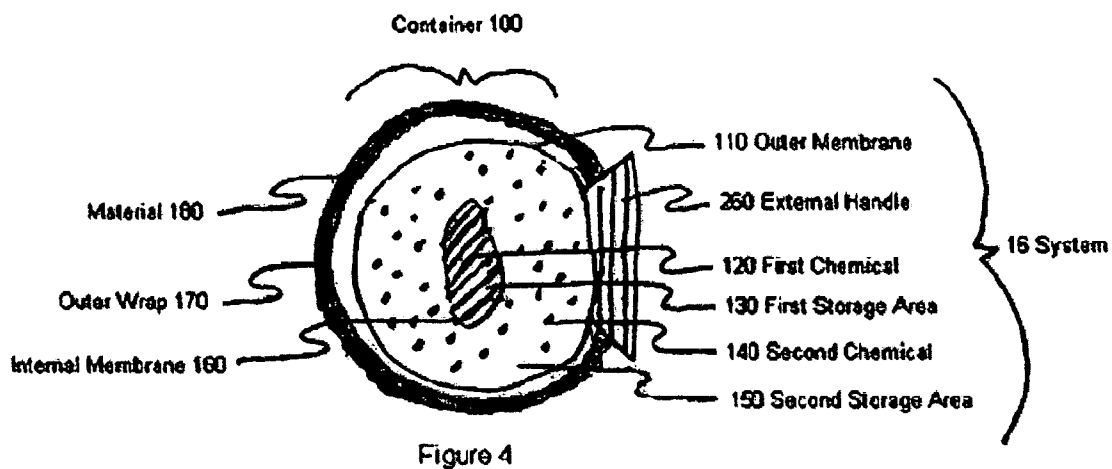


Figure 3



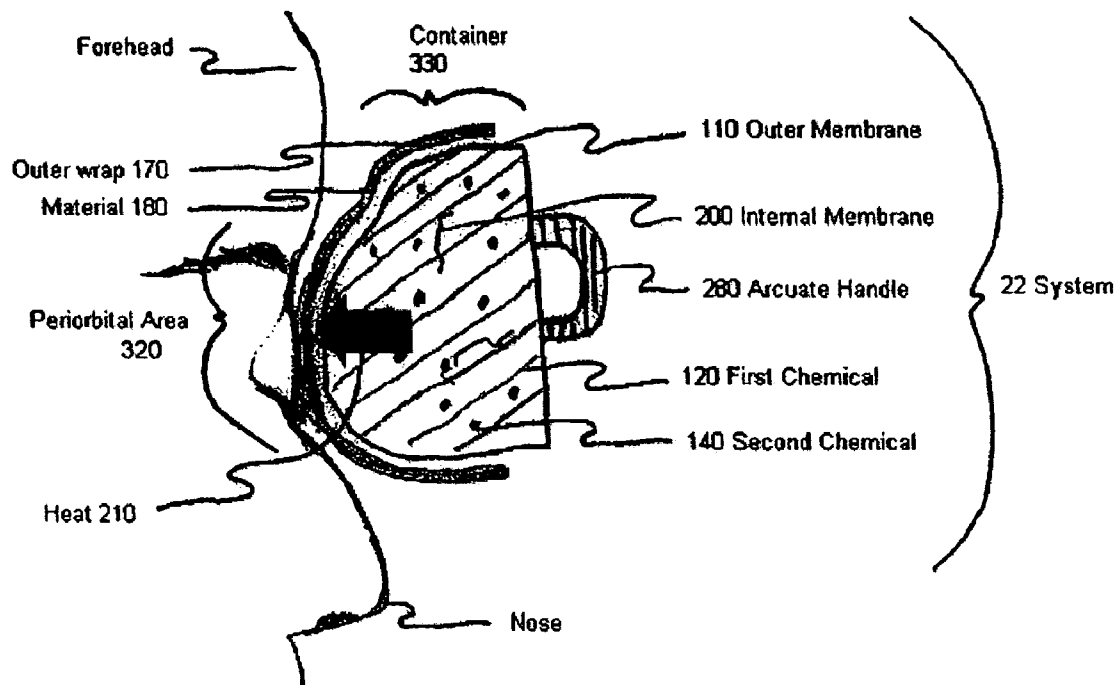


Figure 7

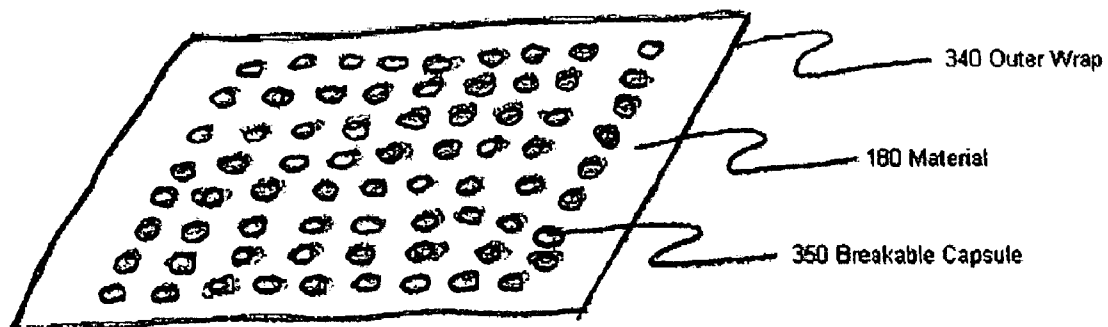


Figure 8

1

DEVICE AND METHOD FOR EXOTHERMIC TREATMENT OF EYELID DISEASES

RELATED APPLICATION INFORMATION

This application claims priority to U.S. Provisional Application Ser. No. 60/526,251 filed Dec. 1, 2003, hereby incorporated by reference as if set forth fully herein.

BACKGROUND

There is a myriad of common eye diseases known in the field of Ophthalmology that necessitate the regular use of warm compresses applied to the periocular skin. The current gold standard of treatment for these conditions includes the simultaneous use of heat to unclog the openings of the eyelid sebaceous glands and increase blood flow to the affected areas, while massaging the eyelids with a non-irritating baby shampoo to wash off oily debris. A bacteriostatic antibiotic ointment is optionally used to cleanse the bacterial flora that reside at the eyelid margin and are believed to lead to these conditions. This set of steps has been proven to treat many of these conditions listed below and is currently the preferred means of achieving proper eyelid hygiene.

Eye diseases which can be treated in this manner include, but are not limited to, acutely infected/inflamed internal or external hordeola or chalazia (Styes), any form of microbial allergic disease (blepharitis, blepharoconjunctivitis, or conjunctivitis), any eyelid skin rash (e.g., as caused by Herpes Simplex/Zoster Virus, or contact dermatitis), orbital or preseptal cellulitis, acute dacryocystitis, meibomitis, dry eye syndrome, meibomian gland dysfunction, ocular rosacea, Staphylococcal hypersensitivity, contact lens related ocular irritation, cat-scratch disease, oculoglandular tularemia, and conjunctival tuberculosis or syphilis.

The inconvenience of this ritual is a common cause of poor compliance (and treatment failure) frequently encountered in clinical practice. Patients often use a warm tea-bag or a warm towlette that they hold under warm running water, both of which lose heat within mere seconds. Some run their eyes under hot tap water or try microwave-heated compresses with resulting second-degree burns severe enough that they have even been reported in the scientific literature (Eisman et al., *Ophthalm. Plast. Reconstr. Surg.* 2000 July; 16(4):304-5). Needless to say, these methods of applying heat are not lengthy enough to be effective, and can be hot enough to be harmful to the delicate ocular adnexa.

Some users advocate the use of a boiled egg or a warm potato or rice wrapped in a thin towel to provide heat for a longer duration of time. This exercise is quite cumbersome, and may still burn the thin eyelid skin because of high and uncontrolled temperatures.

Also, many ophthalmologists recommend Q-tip applicators be used to scrub the eyelids and lashes with baby shampoo. Not only is this exercise tedious and inconvenient for even young, healthy individuals, but is quite a difficult task for the elderly, especially those who suffer from arthritis, those who fatigue easily, have poor near visual acuity, or those whose hands shake.

SUMMARY OF THE INVENTION

In one aspect of the present invention, the ritual of frequent use of warm compresses, scrubbing the lids with baby shampoo, and applying antibiotic ointment, is replaced with a much more convenient procedure, which combines these three steps into one. In one embodiment, a product is

2

provided that makes treating those affected by the aforementioned eye diseases more convenient, effective, and safe.

In another aspect of the present invention, a convenient product promotes better eyelid hygiene by making this exercise less tedious, thereby preventing the occurrence and/or recurrence of the underlying problem. In a preferred aspect of the present invention, compliance with the best medical treatment for these conditions is enhanced through ease of use.

In yet another aspect, a convenient method for reducing the potential infectious complications of intraocular surgery is provided.

In another preferred aspect, the invention provides pain relief to sufferers of certain conditions of the eye, such as dry eyes, or post-surgical pain.

BRIEF DESCRIPTION OF THE DRAWINGS

FIG. 1 shows a cross sectional view of an eye pack.

FIG. 2 shows the cross sectional view of the eye pack with burst inner membrane and resulting exothermic reaction.

FIG. 3 shows an alternative cross sectional view of the exothermic heat pack.

FIG. 4 shows a cross sectional view of an exothermic heat pack with an external handle.

FIG. 5 shows a cross sectional view of an alternative exothermic heat pack with a penetrating handle.

FIG. 6 shows a cross sectional view of an exothermic heat pack with an arcuate handle.

FIG. 7 shows an eye pad on the peri-orbital region.

FIG. 8 shows a material that contains cleansing and/or antibiotic in breakable capsules.

DETAILED DESCRIPTION OF THE INVENTION

In a first aspect, the disclosure shows an eye pad that provides heat, a cleansing material, and an antibacterial substance, wherein the eye pad is sufficiently flexible to conform to the peri-orbital region, yet sufficiently stiff to be rolled over that area. As used herein, the term "impermeable" means that the contents of the container that is created by the impermeable membrane cannot pass through that membrane under ordinary use of the system. The term "permeable" means that the contents of adjoining compartments separated by the permeable membrane can mix with each other by passage through the permeable membrane. In a particular embodiment, the separating membrane is rendered permeable by breakage of the membrane. The term "membrane" refers to a flexible or inflexible barrier.

Referring now to FIG. 1 which shows eye pad system 10, multipart container 100 having impermeable outer membrane 110 is sized to fit generally within a user's peri-orbital region, and is sufficiently flexible to mold to that region of the user's face. First chemical 120 is stored in first, inner, concentric storage area 130 of multipart container 100. Second chemical 140 is stored in second, outer, concentric storage area 150 of multipart container 100. The first and second chemicals have been chosen to cause an exothermic reaction when mixed. Internal membrane 160 separates the first and second chemicals in container 100. Internal membrane 160 can be rendered permeable through such actions as the application of physical force to container 100, while at the same time impermeable outer membrane 110 maintains its impermeability.

Outer wrap 170 covers at least part of impermeable outer membrane 110 and is attached at enough places to create a

3

smooth surface at least the size of the peri-orbital region. Outer wrap **170** may completely cover multipart container **100**, or it may cover a smaller part of container **100**, such as the portion of impermeable outer membrane **110** that would otherwise come in contact with the user's face, as shown in FIG. 7. Outer wrap **170** is made of soft, non-abrasive, lint-free material **180** such as gauze. Material **180** is suitable for absorbing and retaining a cleansing substance suitable for cleansing the peri-orbital region. Material **180** is also suitable for absorbing and retaining a topical non-allergenic bacteriostatic or bactericidal antibiotic. Material **180** is also flexible in the region to be applied to the face so that the contained cleanser and/or antibiotic can be moved around the peri-orbital region to cleanse the region.

Referring now to FIG. 2 and eye pad system **12**, container **190** having impermeable outer membrane **110** is sized to fit generally within a user's peri-orbital region, and is sufficiently flexible to mold to the eye region of the user's face. Internal membrane **200** has been rendered permeable by rupture. First chemical **120** and second chemical **140** are mixed in container **190**. The first and second chemicals have been chosen to cause an exothermic reaction when mixed, releasing heat **210** from the system **12**. Impermeable outer membrane **110** remains impermeable when internal membrane **200** is rendered permeable. Outer wrap **170**, which covers at least the area to be placed on the user's face (see FIG. 7), is made of soft, non-abrasive, lint-free material **180** such as gauze. Material **180** is suitable for absorbing and retaining a cleansing substance suitable for cleansing the peri-orbital region. Material **180** is also suitable for absorbing and retaining a topical non-allergenic bacteriostatic or bactericidal antibiotic. Material **180** is also flexible in the region to be applied to the face so that the contained cleanser and/or antibiotic can be moved around the peri-orbital region to cleanse the region.

FIG. 3 is similar to FIG. 1, showing an eye pad system **14** having multipart container **220** with impermeable outer membrane **110** that is sized to fit generally within a user's peri-orbital region, and is sufficiently flexible to mold to the eye region of the user's face. First chemical **120** is stored in first adjacent storage area **230** of multipart container **220**. Second chemical **140** is stored in second adjacent storage area **240** of multipart container **220**, abutting first adjacent storage area **230**. The first and second chemicals have been chosen to cause an exothermic reaction when mixed. Internal membrane **250** that can be rendered permeable, separates the first and second chemicals in container **220**. Internal membrane **250** can be rendered permeable through such actions as the application of physical force to container **220** while at the same time the impermeability of outer membrane **110** is maintained. Outer wrap **170**, which covers at least the area to be placed on the user's face (see FIG. 7), is made of soft, non-abrasive, lint-free material **180** such as gauze. Material **180** is suitable for absorbing and retaining a cleansing substance suitable for cleansing the peri-orbital region. Material **180** is also suitable for absorbing and retaining a topical non-allergenic bacteriostatic or bactericidal antibiotic. Material **180** is also flexible in the region to be applied to the face so that the contained cleanser and/or antibiotic can be moved around the peri-orbital region to cleanse the region.

Referring now to FIG. 4 and eye pad system **16**, multipart multipart container **100** having impermeable outer membrane **110** is sized to fit generally within a user's peri-orbital region, and is sufficiently flexible to mold to that region of the user's face. First chemical **120** is stored in first, inner, concentric storage area **130** of multipart container **100**.

4

Second chemical **140** is stored in second, outer, concentric storage area **150** of multipart container **100**. The first and second chemicals have been chosen to cause an exothermic reaction when mixed. Internal membrane **160** separates the first and second chemicals in container **100**. Internal membrane **160** can be rendered permeable through such actions as the application of physical force to container **100** while at the same time the impermeability of outer membrane **110** is maintained.

Outer wrap **170** covers at least part of impermeable outer membrane **110** and is attached at enough places to create a smooth surface at least the size of the peri-orbital region. Outer wrap **170** may completely cover multipart container **100**, or it may cover a smaller part of container **100**, such as the portion of impermeable outer membrane **110** that would otherwise come in contact with the user's face, as shown in FIG. 7. Outer wrap **170** is made of soft, non-abrasive, lint-free material **180** such as gauze. Material **180** is suitable for absorbing and retaining a cleansing substance suitable for cleansing the peri-orbital region. Material **180** is also suitable for absorbing and retaining a topical non-allergenic bacteriostatic or bactericidal antibiotic. Material **180** is also flexible in the region to be applied to the face so that the contained cleanser and/or antibiotic can be moved around the peri-orbital region to cleanse the region.

External handle **260** can be rigidly attached to impermeable outer membrane **110** to provide a convenient way for a user to hold the eye pad. External handle **260** is also useful in the manual rupture of internal membrane **160** by providing a means for grasping and pushing firmly on outer membrane **110**. Likewise, external handle **260** can be useful in the manipulation of system **16**, especially around the peri-orbital region.

Referring now to FIG. 5, and eye pad system **18**, multipart container **220** with impermeable outer membrane **110**, is sized to fit generally within a user's peri-orbital region, and is sufficiently flexible to mold to the eye region of the user's face. First chemical **120** is stored in first adjacent storage area **230** of multipart container **220**. Second chemical **140** is stored in second adjacent storage area **240** of multipart container **220**, abutting first adjacent storage area **230**. The first and second chemicals have been chosen to cause an exothermic reaction when mixed. Interior membrane **250** that can be rendered permeable, separates the first and second chemicals in container **220**. Internal membrane **250** can be rendered permeable through such actions as the application of physical force to container **220** while at the same time the impermeability of outer membrane **110** is maintained. Outer wrap **170**, which covers at least the area to be placed on the user's face (see FIG. 7), is made of soft, non-abrasive, lint-free material **180** such as gauze. Material **180** is suitable for absorbing and retaining a cleansing substance suitable for cleansing the peri-orbital region. Material **180** is also suitable for absorbing and retaining a topical non-allergenic bacteriostatic or bactericidal antibiotic. Material **180** is also flexible in the region to be applied to the face so that the contained cleanser and/or antibiotic can be moved around the peri-orbital region to cleanse the region.

Penetrating handle **270** can be rigidly attached to impermeable outer membrane **110** to provide a convenient way for a user to hold the eye pad. The presence of a portion of penetrating handle **270** inside first storage area **230** adds further stability to penetrating handle **270**. Penetrating handle **270** is useful in the manual rupture of internal membrane **250** by providing a means for grasping and pushing firmly on outer membrane **110**. Likewise, penetrat-

5

ing handle 270 can be useful in the manipulation of system 18, especially around the peri-orbital region.

Referring now to FIG. 6, and eye pad system 20, multipart container 220 with impermeable outer membrane 110, is sized to fit generally within a user's peri-orbital region, and is sufficiently flexible to mold to the eye region of the user's face. First chemical 120 is stored in first adjacent storage area 230 of multipart container 220. Second chemical 140 is stored in second adjacent storage area 240 of multipart container 220, abutting first adjacent storage area 230. The first and second chemicals have been chosen to cause an exothermic reaction when mixed. Interior membrane 250 that can be rendered permeable, separates the first and second chemicals in container 220. Internal membrane 250 can be rendered permeable through such actions as the application of physical force to container 220 while at the same time the impermeability of outer membrane 110 is maintained.

Outer wrap 170, which covers at least the area to be placed on the user's face (see FIG. 7), is made of soft, non-abrasive, lint-free material 180 such as gauze. Material 180 is suitable for absorbing and retaining a cleansing substance suitable for cleansing the peri-orbital region. Material 180 is also suitable for absorbing and retaining a topical non-allergenic bacteriostatic or bactericidal antibiotic. Material 180 is also flexible in the region to be applied to the face so that the contained cleanser and/or antibiotic can be moved around the peri-orbital region to cleanse the region.

Arcuate handle 280, having finger slot 290 allows a user's fingers to wrap around and better hold arcuate handle 280. Arcuate handle 280 can penetrate into first adjacent storage area 230 with one arm 300, and into second adjacent storage area 240 with the other arm 310. Outer membrane 110 can be sealingly attached to the sides of arcuate handle 280, to maintain the impermeability of container 220. Alternatively, the arms of arcuate handle 280 can be attached to the exterior of outer membrane 110.

FIG. 7 shows the application of an eye pad such as described herein to peri-orbital region 320 of a user. Referring now to eye pad system 22, container 330 having an impermeable outer membrane 110 is sized to fit generally within a user's peri-orbital region 320, and is sufficiently flexible to mold to the eye region of the user's face. Internal membrane 200 has been rendered permeable by rupture. First chemical 120 and second chemical 140 are mixed in container 330. The first and second chemicals have been chosen to cause an exothermic reaction when mixed, releasing heat 210 from the system 22. Impermeable outer membrane 110 remains impermeable when internal membrane 200 is rendered permeable.

Outer wrap 340, which covers the area to be placed on the user's face but does not cover the complete outer membrane 110, is made of soft, non-abrasive, lint-free material 180 such as gauze. Material 180 is suitable for absorbing and retaining a cleansing substance suitable for cleansing peri-orbital region 320. Material 180 is also suitable for absorbing and retaining a topical non-allergenic bacteriostatic or bactericidal antibiotic. Material 180 is also flexible in the region to be applied to the face so that the contained cleanser and/or antibiotic can be moved around peri-orbital region 320 to cleanse the region.

Arcuate handle 280 is attached to outer membrane 110 on the side of system 22 opposite that to be applied to the user's face. Arcuate handle 280 can aid in applying pressure to rupture an intact internal membrane to result in internal membrane 200, and can assist user in holding system 22 at

6

or around peri-orbital region 320. To further aid the user in handling system 22, the portion of container 330 facing away from the facial-contact region, and to which arcuate handle 280 is affixed, can be firmer and less flexible than the facial-contact region.

FIG. 8 provides an example of outer wrap 340. In this embodiment, small breakable capsules 350 are contained in material 180. Each capsule 350 holds cleansing material, antibiotic, or a combination thereof. Each capsule 350 can be broken, such as by the same application of pressure used to cause internal membrane 160 or 250 to be rendered permeable. Capsules 350 then release their contents into material 180, to be massaged onto the skin of the peri-orbital region 320. This embodiment is especially useful when the cleansing material and/or the antibiotic needs to be protected from the air in order to prolong its life.

In a preferred embodiment, the invention provides a one step treatment of a variety of conditions of the eyelid region. Instead of relying on three separate elements, all three are joined into one device. As a result, when in use, the heat element can combine with the wash and antibiotic to create a better and more efficient result.

It is thought that in treating the aforementioned conditions, the provided heat causes the clogged meibomian gland orifices (which drain behind the insertions of the eyelashes at the eyelid margin) to widen. This allows the viscous (infected) meibomian discharge to drain more easily, while drawing detergent and antibiotic into the openings of these orifices. This exercise improves the viscosity of the oily meibomian discharge, destroys the abnormal microbacterial flora that has lead to the overall poor hygiene of these orifices, and ultimately relieves the blockage. Performed separately, the lid scrubs are not as effective as without the heat, the gland orifices are clogged and narrowed due to the residing abnormal bacterial flora and the resulting inflammation, and the detergent and antibiotic molecules do not penetrate as easily.

A preferred embodiment of the invention is comprised of a heat source, which utilizes an exothermic chemical reaction, supplied in a small, flexible container to be applied over the eyelids; the exothermic reaction produces heat when two different ingredients contained within the container are intermixed.

In one embodiment, a small outer container is made of an air-tight bag or other flexible container, for example made from plastic or silicone. The first container is filled with one of the two ingredients of an exothermic chemical reaction. Inside this outer container, there is another smaller, tightly-sealed, breakable sack, which contains the second ingredient (FIG. 1). This pack includes or is wrapped with a soft material that is preferably lint-free and/or non-abrasive (e.g. gauze, lintfree cotton or other such material), which has been or is then presoaked in a mild, non-irritating antibacterial detergent and a topical non-allergenic bacteriostatic or bactericidal antibiotic.

Before use, the consumer applies pressure to the inner bag (through the outer container) causing it to break, thereby mixing the two necessary ingredients and initiating the exothermic reaction. (FIG. 2). The heat pack is then massaged over the eyelids for the duration of the exothermic phase of the reaction. The temperature of the heat source is controlled and remains approximately the same for a desired period of time. The surface of the covering material that comes in contact with the skin includes a gentle detergent and/or an antibacterial solution. This solution or combination of solutions can be present on the surface when the

product is unwrapped, or one or more containers of the solution(s) can be provided, into which the unwrapped heat pack is dipped prior to use.

The combination of these elements is a flexible product for placement on the periocular region for treating or preventing a variety of the aforementioned conditions that commonly affect the eyelids.

Uses

This product may be utilized in any of the conditions of the eyelids in which the use of heat has been indicated. The etiology may be infectious (e.g., blepharitis, meibomitis, acute dacryocystitis, orbital or preseptal cellulitis); inflammatory (e.g., inflamed hordeola, chalazia, or contact dermatitis), or combinations thereof. Additionally, dry-eyes, such as caused by wearing contact lenses, can be treated in this manner.

Ocular infection (endophthalmitis) is the most feared complication of any ocular operation (e.g., cataract extraction, corneal transplantation, laser in-situ keratomileusis (LASIK), or glaucoma surgery) (Aaberg T M Jr., et al., *Ophthalmology* 1998 June; 105(6):1004–1010). Intra-operative contamination of the surgical field with the bacteria that usually reside on the eyelashes and the eyelid margins has been found to be a major nidus for infection (Speaker M G et al., *Ophthalmology* 1991 May; 98(5):639–49). As a result, proper eyelid hygiene has become an absolute prerequisite to any intraocular procedure, and a gold standard of ophthalmic surgery today. The various products of the invention are applicable toward this end, and help reduce the possibility of complications that may arise from operating on an eye with existing, poorly-treated blepharitis.

The products are also useful following any intra- or extraocular surgery to provide for symptomatic relief as well as to provide a clean sterile environment until the fresh wounds re-epithelialize, further reducing any chance of infection.

Eyelid edema and/or hematomas resulting from orbital contusion injuries are resolved faster with the use of any of the products of the invention (after an initial 48-hour period of using ice to minimize the initial phase of the inflammatory response).

Heat Source

The heat source is provided by a small, flexible container as described above. Both temperature and duration of the heat production are controlled so as to provide sufficient heat without damaging tissue. For instance, it is extremely important that the maximum temperature reached not be so high as to burn the skin. The temperature and length of time of the reaction can be controlled by the choice of chemicals used to create the reaction, and by the amount of the chemical in each pouch prior to mixing. For the present embodiment of the invention, the preferred temperature is 100–108 degrees Fahrenheit (38–42° C.), as this is the maximum threshold temperature not to cause any thermal injury to the skin (a total delivery of less than 16 J/cm²).

Additionally, in the present embodiment, the temperature remains within the desired range for a minimum period of about 5 minutes, preferably about 10–15 minutes. This period of time increases the tear lipid layer thickness by 80%. It is important, however, that the duration of heat application be longer than a mere 20–60 seconds, which is what is available in prior art methods.

In a preferred embodiment, the compounds used to create the exothermic reaction are inert and/or not irritating to skin so that no injury occurs in case the impermeable outer membrane breaks and releases the compounds. It is also

preferred strongly that the compounds be environmentally friendly so that the products can be easily and safely disposed of after use.

Structure

In one preferred embodiment, one pouch is contained inside of the second pouch, as is shown in FIGS. 1–3. Although these figures show the eye pad as spherical, it can take any shape as long as it is flexible enough to mold to the approximate shape of the user's periorbital region.

In the example shown in these figures, one of the substances is a liquid while the other is a powder, although other forms are acceptable. When the membrane between these compounds is broken, the two ingredients intermix to initiate the exothermic reaction and release adequate heat energy to rapidly raise the temperature of the eye pad to the desired level, and to maintain the reaction for the desired period of time or longer.

In another preferred embodiment, the pouches abut each other, as shown in FIG. 4. Examples of the breakable membrane include but are not limited to plastics, silicone and combinations thereof.

Chemical Reaction

Examples of combinations that will work in the described embodiments to create exothermic reactions include water plus magnesium sulfate, and liquid sodium acetate trihydrate plus stainless steel (aluminum). Other combinations that result in the appropriate temperature and that have reactions that maintain the temperature for the desired period of time are also included.

Shape

The pouch is sufficiently flexible to fit within the user's peri-orbital region, with little or no overlap to the rest of the face. This allows application of heat to the desired area without overlapping onto areas that do not need the treatment. Further, it allows the pouch to be more flexible, and more easily handled.

A handle, such as one made of lightweight but sturdy plastic, can be used as part of the eye pad. The handle is placed away from the portion of the eye pad that will contact skin. Preferably it is placed away from any cleansing material. The handle can be of any shape or construction that enables the user to easily hold the eye pad in place for the prescribed period of time. Examples are shown in FIG. 4.

The pouches are preferably disposable. They can be made of lightweight low-cost materials that need not withstand long periods of use, and are therefore inexpensive and easy to handle for the user.

Cleansing

In addition to the heat source, the pouch contains a cleansing material to clean the periocular region. The material is present on the outside of the pouch so as to be next to the skin. The pouch may be wrapped in a soft, non-abrasive, lint-free material; may have a section of such material attached to it on the side that will be in direct contact with the skin; may be composed of such material; or may have the material provided in any other manner that will allow the material to contact the peri-orbital skin.

In a preferred embodiment, a cleansing substance that is gentle to the skin yet thoroughly cleanses the area is present in the material. Alternatively, a container of such a solution can be supplied with the pouch, to be applied to the material prior to placing the pouch on the skin. In yet another embodiment, the cleanser can be packaged within the mate-

rial, for example using small breakable cells containing the cleanser, and released by pressure such as is used to initiate the exothermic reaction.

Cleansers can include, but are not limited to any detergent that has been pH controlled not to cause any ocular irritation or cause harm to the cornea if it gets into the eye. One preferred example is baby shampoo. Preferably the cleanser has antibacterial qualities that can improve the removal of bacterial flora from the treatment area.

Antibiotic

In another preferred embodiment, a topical bacteriostatic or bactericidal antibiotic is also present. As with the cleanser, the antibiotic can be supplied in or on the material or packaged within the material. Alternatively, it can be supplied separately, alone or mixed with the cleanser, to be applied to the material prior to placement of the pouch on the skin.

Any antibiotic that can reduce the number of bacterial colonies residing in the peri-ocular adnexa can be used. Antibiotic solutions can include, but are not limited to, Bacitracin, Erythromycin, Gentamicin, Neomycin, Chloramphenicol, and combinations thereof, as the eyelid bacterial flora has been found to be most susceptible to these agents (Dougherty J M et al. *Br. J. Ophthalmol.* 1984 68:524). Bacitracin and Erythromycin ophthalmic ointments are preferred because they have a wide spectrum of activity and are usually very well tolerated. Topical fluoroquinolones, such as, but not limited to, Ciprofloxacin, Norfloxacin, Ofloxacin, and Moxifloxacin may also be utilized in this product as these formulations have very broad antibiotic coverage, pose minimum chances of bacterial resistance, and are very well tolerated by patients (Bloom P A et al. *Eur. J. Ophthalmol.* 1994 4:6; Miller I M et al. *Am. J. Ophthalmol.* 1992 113:638; Gwon A. *Arch. Ophthalmol.* 1992 110:1234).

Antibiotic resistance has been reported with the use of Sulfonamides or Tetracycline, and as such these agents are usable but not preferred for this product in their present state (McCulley J P *Int. Ophthalmol. Clin.* 1984 24:65).

Method of Use

In a preferred embodiment, the product is a small, flexible eye pad that can fit within the peri-orbital region without substantially overlapping other skin. It is wrapped in a sterile wrapping. The user preferably cleans his/her hands before unwrapping the eye pad. Prior to use, and preferably while the eye pad is still wrapped, the user massages the container to mix the detergent, with or without antibiotic, mixture and "foam" the non-abrasive material that surrounds the heat pack. S/he then breaks the barrier between the two compartments by applying pressure, starting the exothermic reaction. If the cleanser and/or antibiotic are also contained in breakable compartments, this action will also release these components into the non-abrasive material on the eye pad. (If the cleanser and/or antibiotic are provided separately from the heat pack, the cleanser and/or antibiotic are applied to the material after removing the wrapper.)

The user then unwraps the eye pad, holds it by its handle (if provided), and gently massages the side of the eye pad having the cleanser and antibiotic around the affected peri-orbital region for a period of about 5–15 minutes as tolerated. After about ten to fifteen minutes, the user stops the treatment and discards the eye pad.

EXAMPLES

The following examples illustrate some embodiments of the invention.

Example 1

Construction of Product

A 2 inch by 2 inch by 3 inch flexible heat pack is obtained from, for example, Hospital Marketing Services (HMS) Co, Inc. The heat pack has two compartments, one containing magnesium sulfate in powder form, and the other containing water in an inner breakable plastic bag. A round hard plastic handle is attached to the pack on one end. The heat pack is covered with a soft, lint free material, such as a layer of polyester and several layers of gauze. The gauze surrounding the heat pack is coated with a mixture of baby shampoo (Johnson & Johnson or Neutrogena) with or without Bacitricin Ophthalmic Ointment (E. Fougera & Co. Melville, N.Y.) or Ciloxan Ophthalmic Solution (Alcon, Inc.) in an amount sufficient to transfer to the user's skin when the eye pad is being used. A removable piece of plastic is optionally placed over the coating to keep the coating in place. The eye pad is wrapped under sterile conditions in a plasticized paper covering which is easily removable by the user.

Example 2

Use of Product to Treat Chalazia

A patient presenting with a chalazion (stye) is advised to start using this product immediately after the onset of symptoms, and to follow up with his/her ophthalmologist as soon as possible. The patient foams the pack inside its sterile wrap and breaks the inner container by applying force. The patient then unwraps the heat pack, holds it by its handle. The patient then gently places the medicated side of the eye pad against the affected eyelid and moves the eye pad in small circles across the skin for ten minutes. When the treatment is finished, the patient disposes of the eye pad in the trash.

Example 3

Use of Product on Post-Surgical Wound

The procedures of example 2 are followed, except that the bandage is removed from the eye prior to treatment, and a clean bandage is reapplied to the eye after treatment.

I claim:

1. A pad for treating eye conditions comprising:

- a multipart container having an impermeable outer membrane sized to fit generally within a single peri orbital region without extending to the rest of the face and sufficiently flexible to mold to the eye within the peri orbital region;
- a first chemical in a first storage area in the multipart container;
- a second chemical in a second storage area in the multipart container, the first and second chemicals selected to have an exothermic reaction when mixed for producing a temperature suitable for treating eye conditions, the exothermic reaction providing the suitable temperature for a period of time suitable for treating eye conditions; and
- an inner membrane for initially separating the first and second chemicals, the inner membrane being render-

11

able permeable, without penetration of the impermeable outer membrane, to permit mixing the first and second chemicals to cause the exothermic reaction.

2. The invention of claim 1 wherein the second storage area surrounds the first storage area.

3. The invention of claim 1 wherein the second storage area is adjacent to the first storage area.

4. The invention of claim 1 wherein the inner membrane is breakable by application of pressure to the outside of the multipart container.

5. The invention of claim 1, further comprising:

a material attached to at least part of the impermeable outer membrane on the outside of the multipart container, said material suitable for absorbing and retaining a cleansing substance suitable for cleansing the eye and for rubbing the eye.

6. The invention of claim 5 further comprising:

a cleansing substance retained in or on the soft material, the cleansing substance suitable for cleansing the peri-orbital region.

7. The invention of claim 6 wherein the cleansing substance is pH controlled so as not to cause ocular irritation.

8. The invention of claim 6 wherein the cleansing substance is present in the soft material in breakable containers.

9. The invention of claim 8 wherein the cleansing substance breakable containers are breakable by a quick application of pressure to the outside of the device.

10. The invention of claim 6 further comprising:

an antibacterial antibiotic retained in or on the soft material, the antibacterial antibiotic suitable for killing bacteria in the peri-orbital region.

11. The invention of claim 10 wherein the antibiotic is present in a mix with the cleansing substance.

12. The invention of claim 10 wherein the antibiotic is selected from the group consisting of Bacitracin, Erythromycin, Gentamicin, Neomycin, Chloramphenicol, optical fluoroquinolones and combinations thereof.

13. The invention of claim 12 wherein the optical fluoroquinolones are selected from the group consisting of Ciprofloxacin, Norfloxacin, Ofloxacin, Moxifloxacin and combinations thereof.

14. The invention of claim 5 wherein the soft material is non-abrasive.

15. The invention of claim 5 wherein the soft material is lint free.

16. The invention of claim 5 wherein the soft material is comprised of gauze.

12

17. The invention of claim 5 wherein the soft material covers at least the part of the multipart container that is to touch a user's peri-orbital region.

18. The invention of claim 1 wherein the suitable temperature is in a range of 100–108 degrees Fahrenheit.

19. The invention of claim 18 wherein the suitable time period is at least 5 minutes.

20. The invention of claim 18 wherein the suitable time period is at least 10 minutes.

21. The invention of claim 18 wherein the suitable time period is at least 15 minutes.

22. The invention of claim 1 further comprising a handle attached to the multipart container.

23. The invention of claim 22 wherein the handle is attached opposite the portion of the multipart container that is to be applied to a user's peri-ocular region.

24. An article of manufacture for treating eye conditions, comprising:

an airtight bag sized to fit generally within a single peri orbital region and sufficiently flexible to mold to the eye within the peri orbital region without extending to the rest of the face; and

a heat source in the bag to produce an exothermic chemical reaction using two ingredients in the bag, the exothermic reaction to provide the bag with a temperature suitable for treating eye conditions and for a period of time suitable for treating eye conditions.

25. The article of manufacture of claim 24 further comprising a sterile wrapping in which the bag is held.

26. The article of manufacture of claim 24 further comprising a piece of material attached to the outside of the bag and pre-soaked with a detergent suitable for contact with and treatment of eyelids.

27. The article of manufacture of claim 26 further comprising the piece of material attached to the outside of the bag being pre-soaked with an antibiotic suitable for eyelid treatment.

28. The article of manufacture of claim 24 wherein the two ingredients are liquid sodium acetate and stainless steel.

29. The article of manufacture of claim 24 further comprising:

a handle attached to the outside of the bag.

* * * * *