



US00D874009S

(12) **United States Design Patent**
Dlabač

(10) **Patent No.:** **US D874,009 S**

(45) **Date of Patent:** **** Jan. 28, 2020**

(54) **MEDICAL DEVICE**

(71) Applicant: **BTL Industries, Ltd.**, Sofia (BG)

(72) Inventor: **Ivan Dlabač**, Brandýs nad Labem (CZ)

(73) Assignee: **BTL INDUSTRIES LTD.**, Sofia (BG)

(**) Term: **15 Years**

(21) Appl. No.: **29/643,574**

(22) Filed: **Apr. 10, 2018**

(51) **LOC (12) Cl.** **24-02**

(52) **U.S. Cl.** **D24/185**
USPC **D24/185**

(58) **Field of Classification Search**
USPC D24/185, 164, 160, 158, 167; D34/14
CPC A61B 50/30; A61G 12/001
See application file for complete search history.

(56) **References Cited**

U.S. PATENT DOCUMENTS

D486,915	S *	2/2004	Warschewske	D24/185
D550,362	S *	9/2007	Olivera	D24/185
D561,342	S *	2/2008	Zimmer	D24/185
D621,513	S *	8/2010	Cinqualbre	D24/185
8,286,977	B2 *	10/2012	Butler	A61G 12/001
					280/47.34
D687,147	S *	7/2013	Yoshida	D24/185
D702,840	S *	4/2014	Blomquist	D24/164
D702,842	S *	4/2014	Hyde	D24/185
D712,042	S *	8/2014	Chung	D24/185
D730,011	S *	5/2015	McRorie	D34/14

D735,866	S *	8/2015	Assa	D24/185
D739,538	S *	9/2015	Bernal	D24/185
D753,310	S *	4/2016	Thakar	D24/185
9,463,069	B2 *	10/2016	Dunworth	A61B 50/30
D776,279	S *	1/2017	Newman	D24/164
D777,927	S *	1/2017	Choudhary	D24/167
D790,066	S *	6/2017	Lei	D24/158
D796,679	S *	9/2017	Dekock	D24/158
D827,139	S *	8/2018	Henderson	D24/160
D844,792	S *	4/2019	Choe	D24/186
10,350,015	B2 *	7/2019	Toth		
10,376,331	B2 *	8/2019	Cooper		

* cited by examiner

Primary Examiner — Rhea Shields

(74) *Attorney, Agent, or Firm* — Riverside Law LLP

(57) **CLAIM**

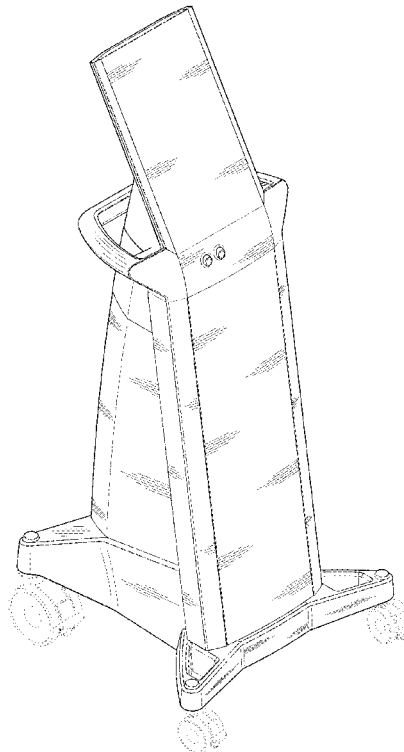
I claim the ornamental design for a medical device, as shown and described.

DESCRIPTION

FIG. 1 is a front-left perspective view of a medical device; FIG. 2 is a back-left perspective view thereof; FIG. 3 is a front view thereof; FIG. 4 is a back view thereof; FIG. 5 is a right view thereof; FIG. 6 is a left view thereof; FIG. 7 is a top view thereof; and, FIG. 8 is a bottom view thereof.

In the drawings, the broken lines are for the purpose of illustrating environment only and form no part of the claimed design.

1 Claim, 8 Drawing Sheets



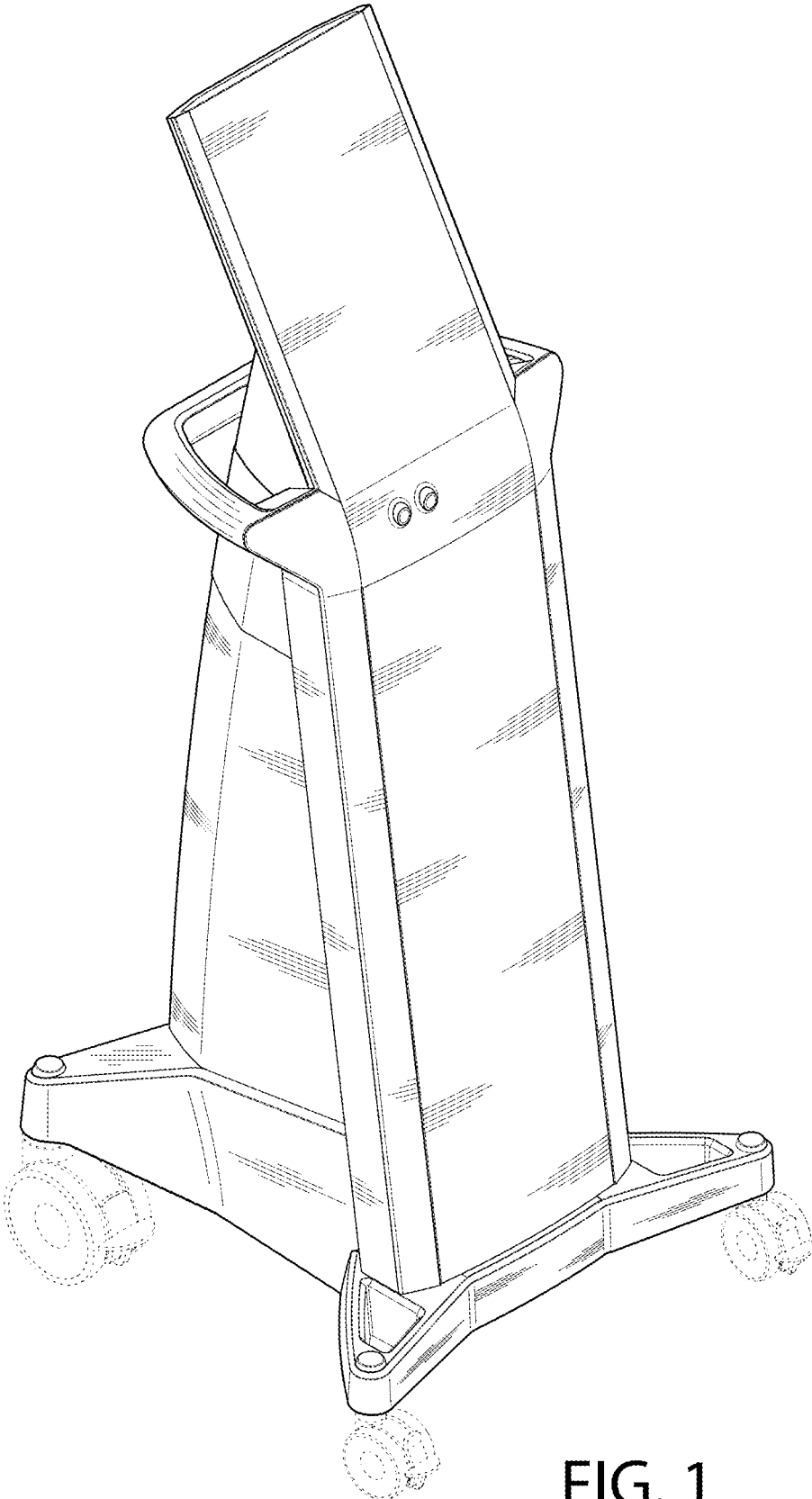


FIG. 1

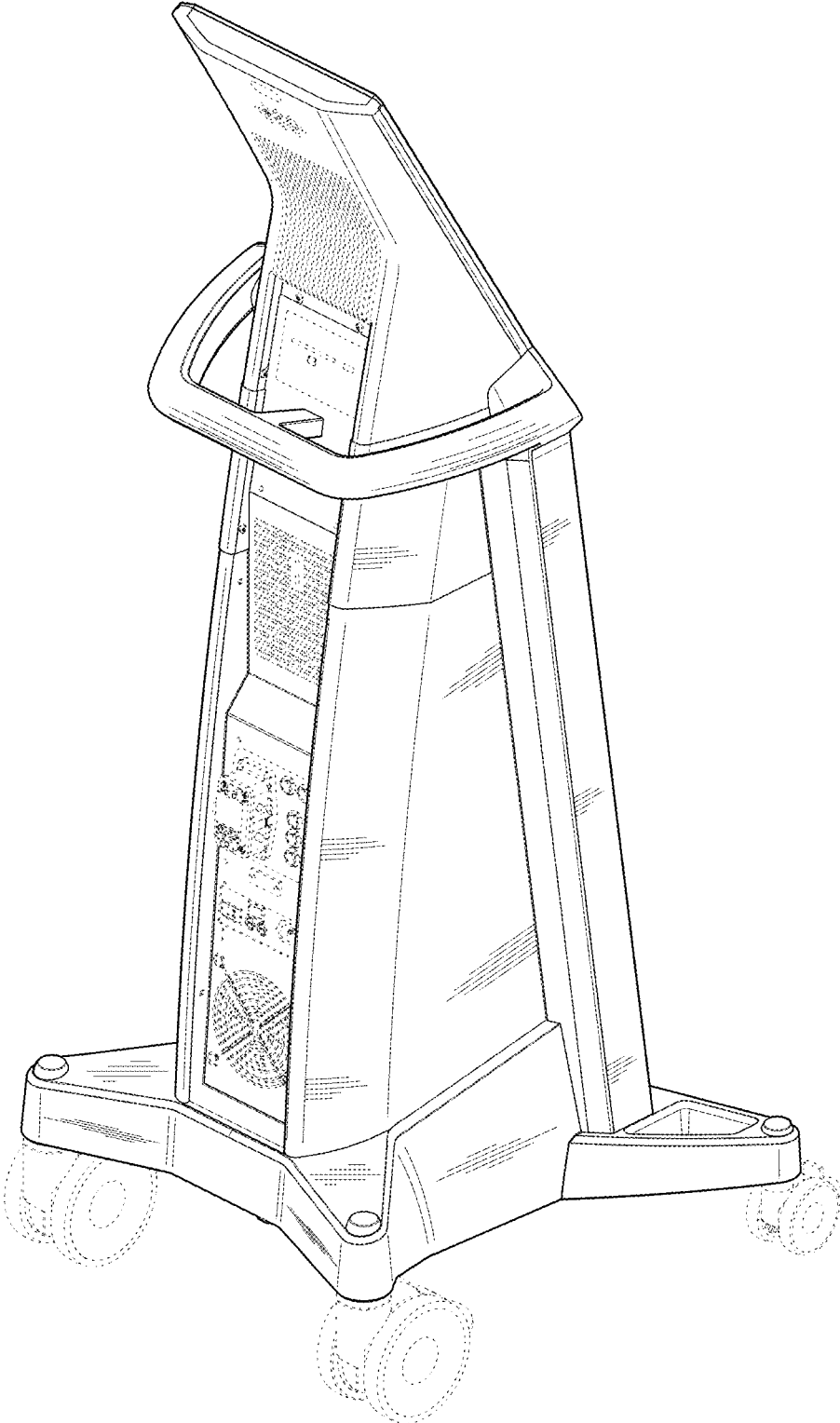


FIG. 2

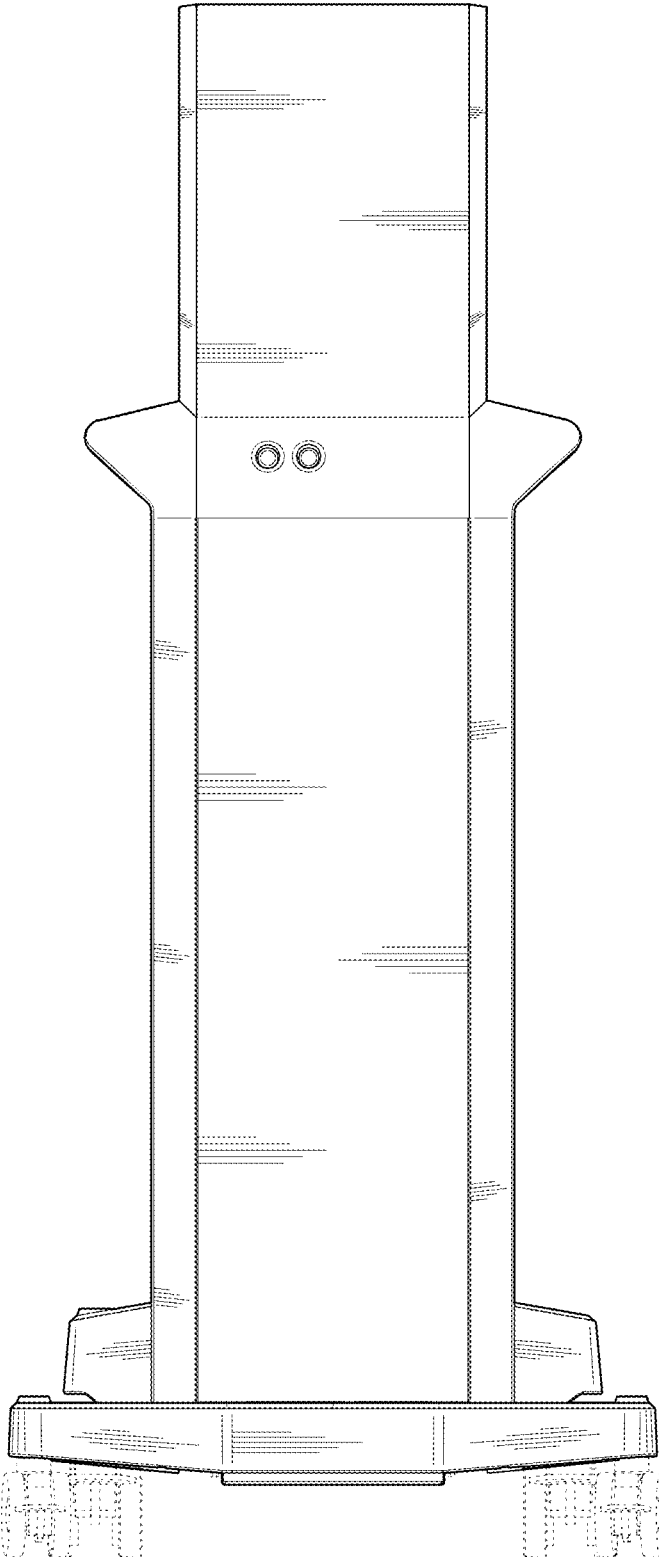


FIG. 3

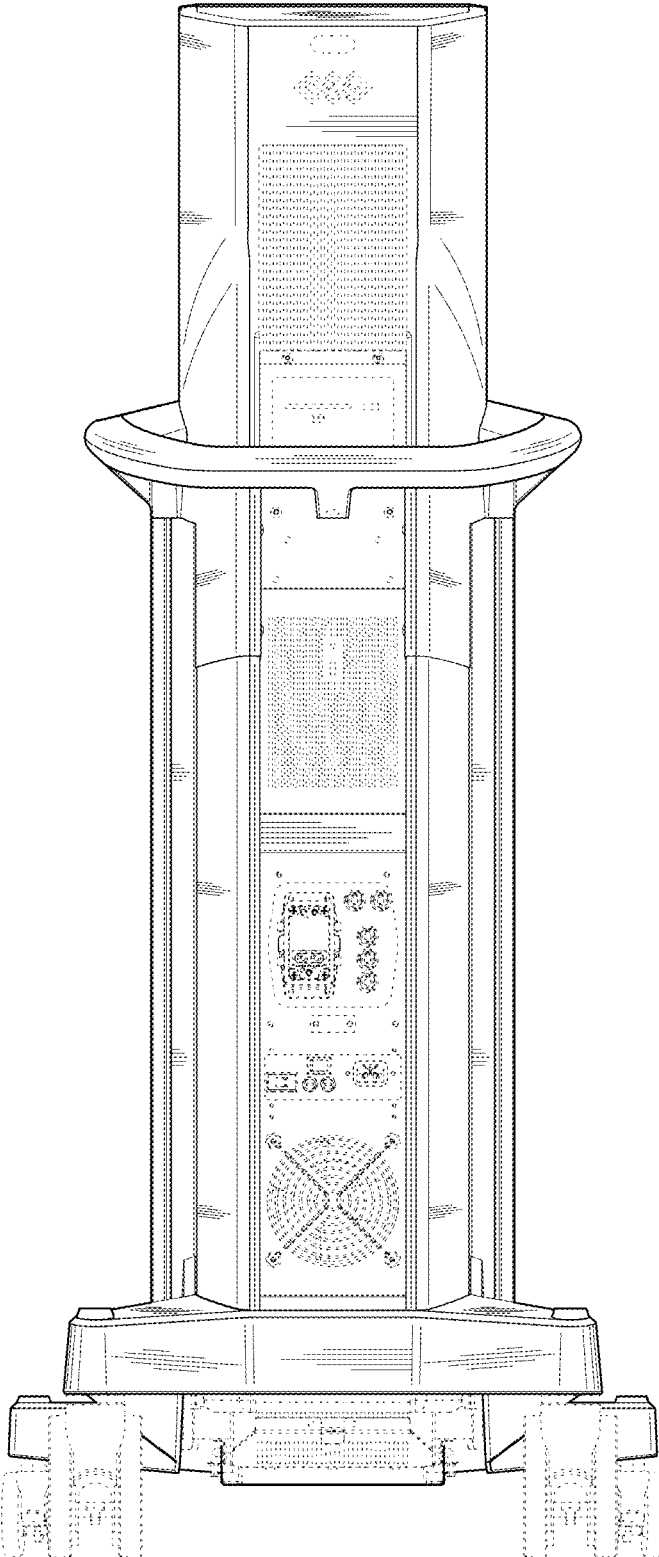


FIG. 4

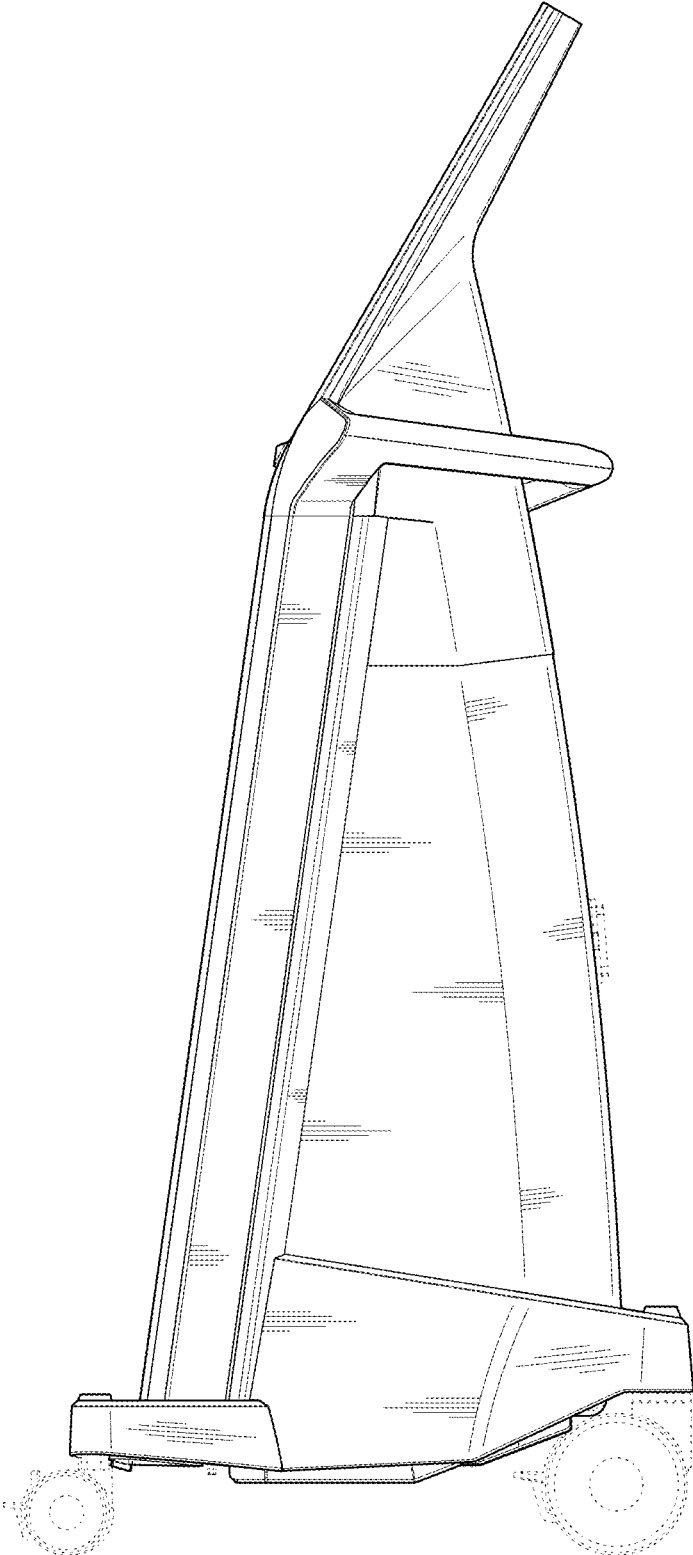


FIG. 5

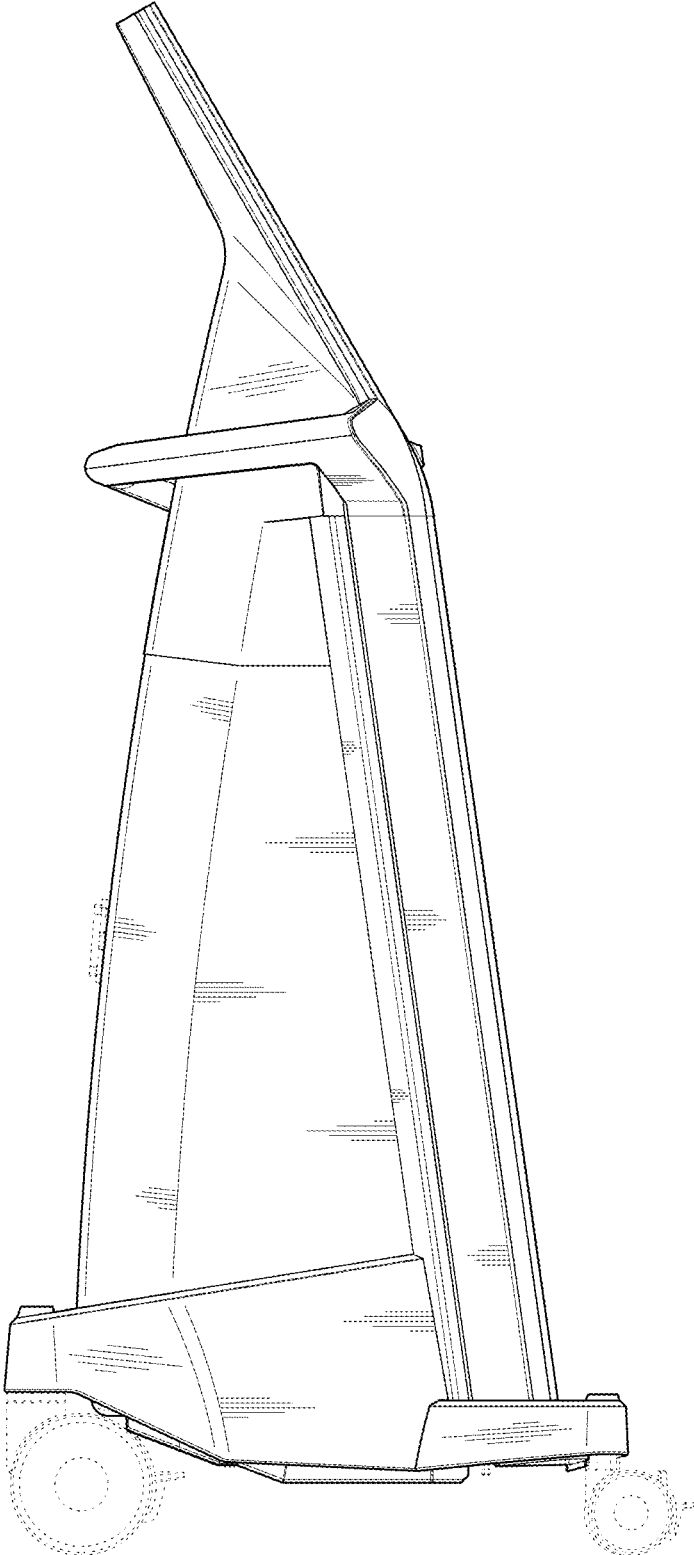


FIG. 6

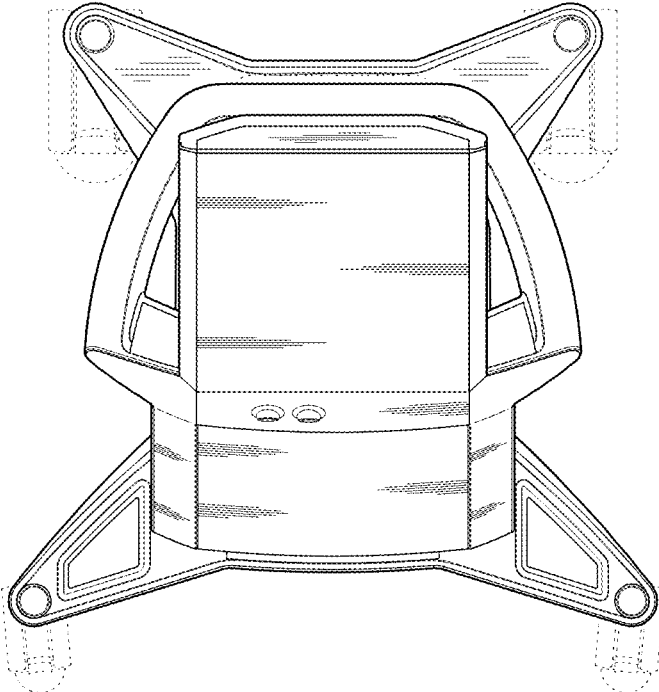


FIG. 7

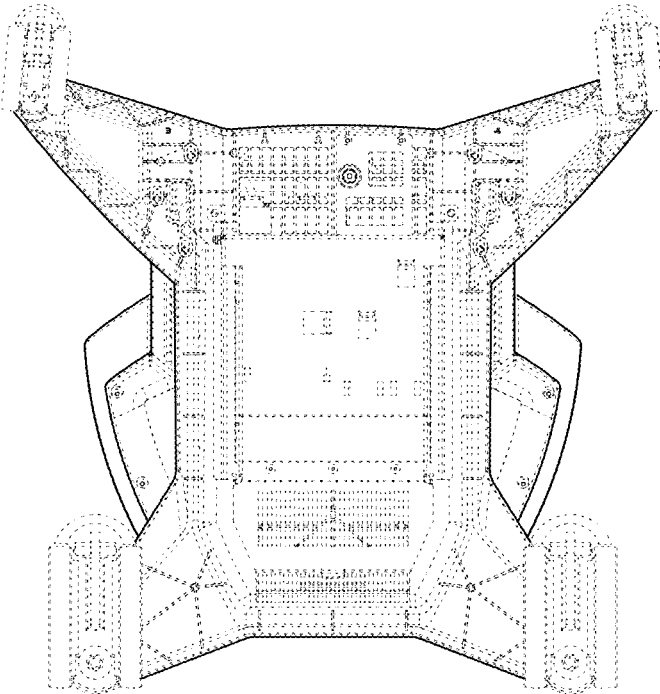


FIG. 8